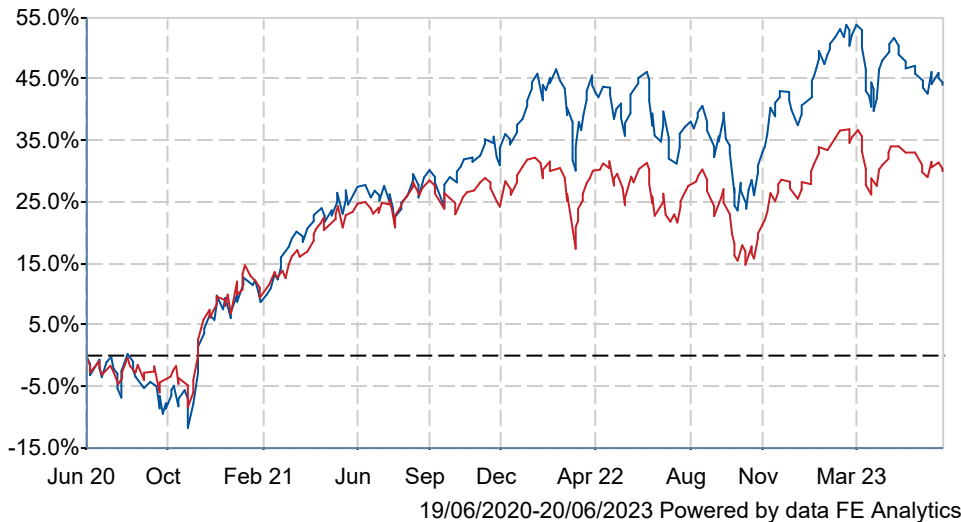




Schroder Income Maximiser Z Acc

What is the Fund's objective?

The fund aims to provide income and capital growth by investing in equity and equity-related securities of UK companies. The fund aims to deliver an income of 7% per year but this is not guaranteed and could change depending on market conditions.

Cumulative Performance



	3m	6m	1yr	3yrs	5yrs
 Schroder Income Maximiser Z Acc	+2.5	+4.9	+5.9	+44.0	+10.9
 IA UK Equity Income	+3.0	+3.6	+5.7	+30.0	+11.0
Rank within sector	53 / 81	32 / 81	42 / 81	8 / 78	41 / 76
Quartile	3	2	3	1	3

Fund Information

Sector	IA UK Equity Income
Asset Class	Equity
Launch Date	04-Nov-2005
Fund Size	£702.6m / \$896.2m (20-Jun-2023)
Fund Manager	Scott Thomson Kevin Murphy Mike Hodgson Ghokulan Manickavasagar Jeegar Jagani Andrew Evans

How does FE fundinfo rate this fund?

FE fundinfo Crown Rating	
AFI	NO
Risk Score	116

Investment Details

Initial Charge	0.00%
Annual Charges	0.91%
Note to charges	Initial Charges: max.;
Minimum Initial Investment	£ 50,000
Minimum Additional Investment	£ 10,000
Dividend Policy	Mar 01, Jun 01, Sep 01 (Final), Dec 01

Prices

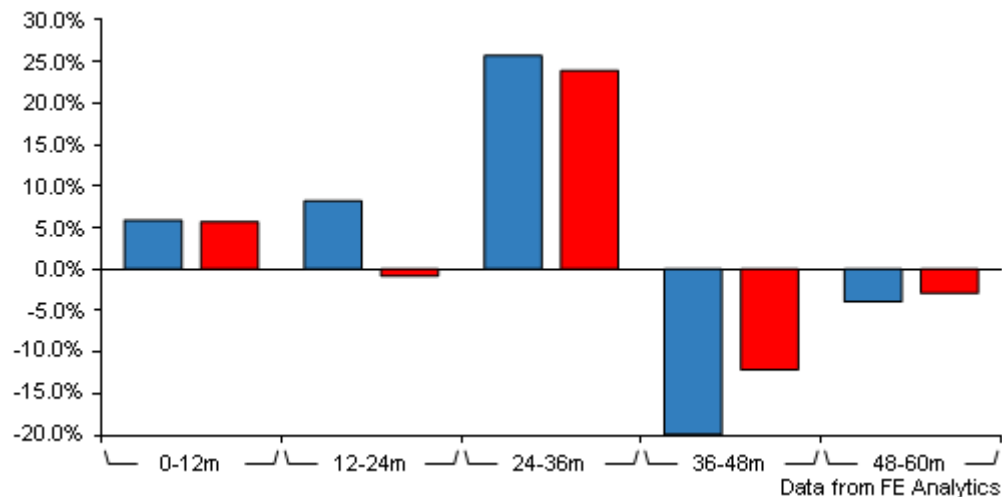
Unit Type	ACC
Mid	101.50(GBX)
Price Date	20 Jun 2023
Yield	6.93

Codes

Citicode	NND1
SEDOL	B5B0KM5
ISIN	GB00B5B0KM51

Schroder Income Maximiser Z Acc

Discrete Performance



	0-12m	12m-24m	24m-36m	36m-48m	48m-60m
■ Schroder Income Maximiser Z Acc	+5.9	+8.2	+25.7	-19.9	-3.9
■ IA UK Equity Income	+5.7	-0.8	+23.9	-12.1	-2.9
Rank within sector	42 / 81	4 / 79	30 / 78	73 / 78	41 / 76
Quartile	3	1	2	4	3

All prices in Pence Sterling (GBX) unless otherwise specified. Price total return performance figures are calculated on a bid price to bid price basis (mid to mid for OEICs) with net income (dividends) reinvested. Performance figures are shown in Pound Sterling (GBP).

Contact Details

Address 1 London Wall Place,
London, EC2Y 5AU

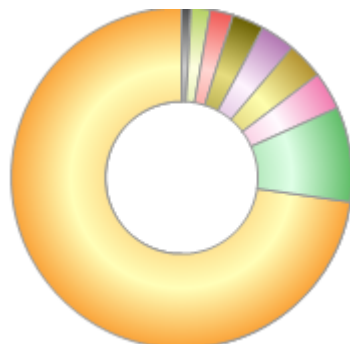
Telephone numbers 44 (0)20 7658 6000
(Main Number)

Website www.schroders.co.uk

Schroder Income Maximiser Z Acc

Asset Allocation (30 Apr 2023)

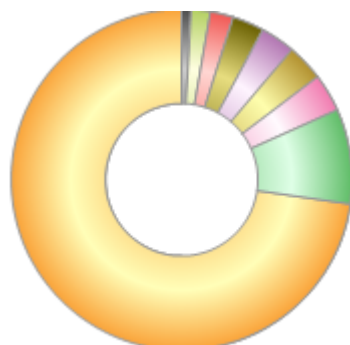
Rank	Asset Classes	%
1	UK Equities	72.82
2	US Equities	9.02
3	Australian Equities	3.57
4	Italian Equities	3.46
5	Dutch Equities	3.27
6	Money Market	2.96
7	South African Equities	2.24
8	German Equities	1.81
9	French Equities	0.86



Powered by data from FE fundinfo

Regional Breakdown (30 Apr 2023)

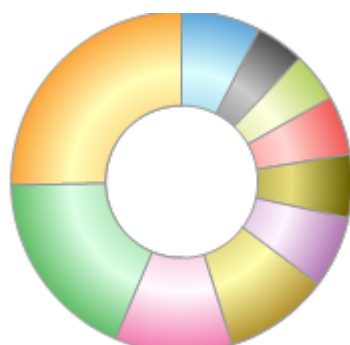
Rank	Regions	%
1	United Kingdom	72.82
2	United States	9.02
3	Australia	3.57
4	Italy	3.46
5	Netherlands	3.27
6	Liquid Assets	2.96
7	South Africa	2.24
8	Germany	1.81
9	France	0.86



Powered by data from FE fundinfo

Sector Breakdown (30 Apr 2023)

Rank	Sectors	%
1	Financials	25.34
2	Consumer Discretionary	18.28
3	Consumer Staples	11.13
4	Energy	10.01
5	Health Care	6.80
6	Industrials	6.00
7	Basic Materials	5.63
8	Telecommunications	4.68
9	Real Estate	4.61
10	Others	7.52



Powered by data from FE fundinfo

Top Holdings (30 Apr 2023)

Rank	Largest Holdings	%
1	J Sainsbury PLC	3.53
2	Eni SpA	3.48

Schroder Income Maximiser Z Acc

Rank	Largest Holdings	%
3	HSBC Holdings PLC	3.46
4	Shell PLC	3.28
5	Marks & Spencer Group PLC	3.19
6	BP PLC	3.05
7	Centrica PLC	2.86
8	Imperial Brands PLC	2.86
9	Barclays PLC	2.85
10	Aviva PLC	2.83