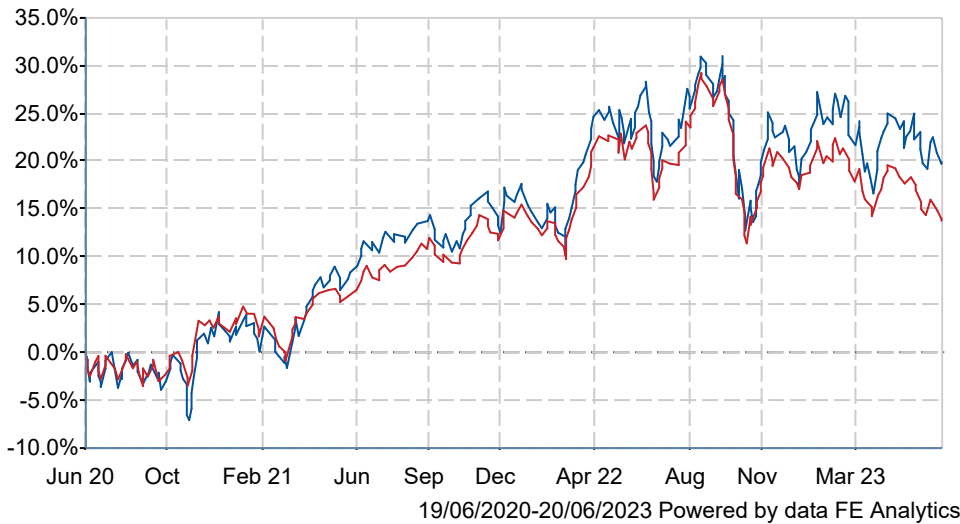




M&G Global Listed Infrastructure I Acc

What is the Fund's objective?

The Fund has two aims: to deliver a higher total return (the combination of income and growth of capital), net of the Ongoing Charges Figure, than that of the MSCI All Countries World Index over any five-year period and; to deliver an income stream that increases every year in Sterling terms.

Cumulative Performance



	3m	6m	1yr	3yrs	5yrs
 M&G Global Listed Infrastructure I Acc	+1.4	+2.1	+1.8	+19.9	+58.8
 IA Infrastructure	-1.6	-2.5	-2.0	+13.7	+31.3
Rank within sector	4 / 30	5 / 30	10 / 28	8 / 25	3 / 22
Quartile	1	1	2	2	1

Sector	IA Infrastructure
Asset Class	Equity
Launch Date	05-Oct-2017
Fund Size	£583.3m / \$744.0m (31-May-2023)
Fund Manager	Alex Araujo John Weavers

How does FE fundinfo rate this fund?

FE fundinfo Crown Rating	
AFI	NO
Risk Score	

Investment Details

Initial Charge	0.00%
Annual Charges	0.00%
Note to charges	Initial Charges: max.;
Minimum Initial Investment	£ 500,000
Minimum Additional Investment	£ 10,000
Dividend Policy	Jan 01, Apr 01, Jul 01 (Final), Oct 01

Prices

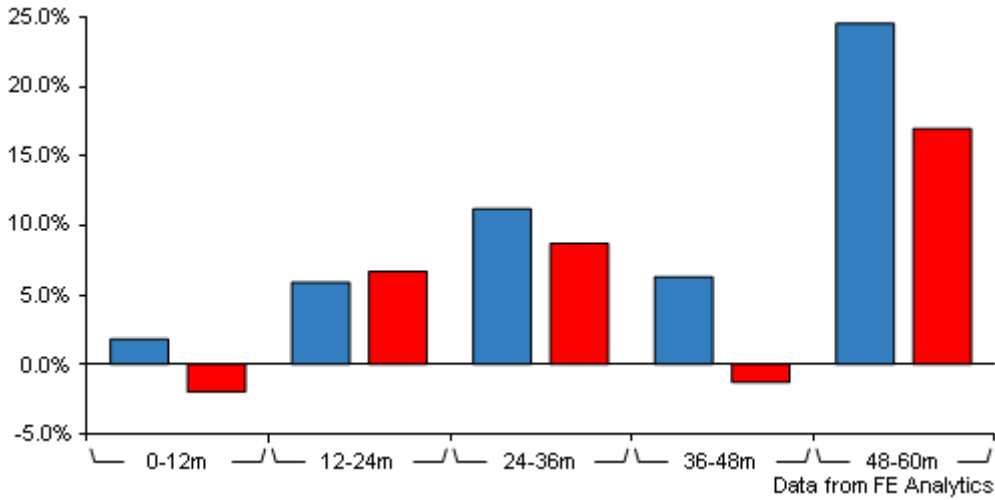
Unit Type	ACC
Mid	157.66(GBX)
Price Date	20 Jun 2023
Yield	2.65

Codes

Citicode	O5EC
SEDOL	BF00R92
ISIN	GB00BF00R928

M&G Global Listed Infrastructure I Acc

Discrete Performance



	0-12m	12m-24m	24m-36m	36m-48m	48m-60m
■ M&G Global Listed Infrastructure I Acc	+1.8	+5.9	+11.2	+6.3	+24.6
■ IA Infrastructure	-2.0	+6.7	+8.7	-1.3	+17.0
Rank within sector	10 / 28	19 / 26	6 / 25	3 / 25	2 / 22
Quartile	2	3	1	1	1

All prices in Pence Sterling (GBX) unless otherwise specified. Price total return performance figures are calculated on a bid price to bid price basis (mid to mid for OEICs) with net income (dividends) reinvested. Performance figures are shown in Pound Sterling (GBP).

Contact Details

Address	10 Fenchurch Avenue, London, United Kingdom, EC3M 5AG
Telephone numbers	+44 (0)20 7626 4588 (Main Number)
Website	www.mandg.co.uk
Email	info@mandg.co.uk

M&G Global Listed Infrastructure I Acc

Asset Allocation (31 May 2023)

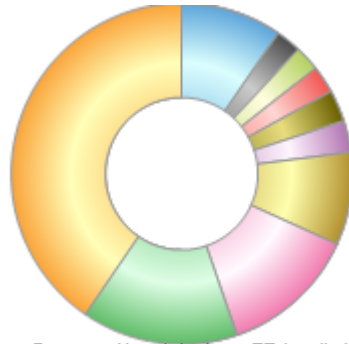
Rank	Asset Classes	%
1	US Equities	40.47
2	Canadian Equities	14.76
3	UK Equities	10.46
4	Italian Equities	8.78
5	Others	5.04
6	Australian Equities	3.04
7	German Equities	2.95
8	French Equities	2.44
9	Danish Equities	2.44
10	Others	9.62



Powered by data from FE fundinfo

Regional Breakdown (31 May 2023)

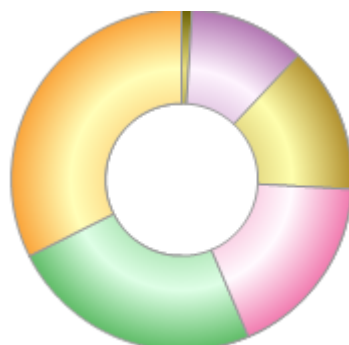
Rank	Regions	%
1	USA	40.47
2	Canada	14.76
3	UK	12.95
4	Italy	8.78
5	Australia	3.04
6	Germany	2.95
7	Guernsey	2.55
8	France	2.44
9	Denmark	2.44
10	Others	9.62



Powered by data from FE fundinfo

Sector Breakdown (31 May 2023)

Rank	Sectors	%
1	Utilities	32.40
2	Transactional	24.00
3	Communications	17.70
4	Transport	13.90
5	Energy	11.00
6	Cash	1.00



Powered by data from FE fundinfo

Top Holdings (31 May 2023)

Rank	Largest Holdings	%
1	Segro	4.00
2	Alexandria Real Estate Equities	3.50

M&G Global Listed Infrastructure I Acc

Rank	Largest Holdings	%
3	Crown Castle International	3.50
4	Transcanada Corp	3.50
5	Enel	3.40
6	Equinix	3.10
7	Edison International	3.00
8	Nextera Energy Partners LP	3.00
9	Transurban Group	3.00
10	Prairiesky Royalty	3.00