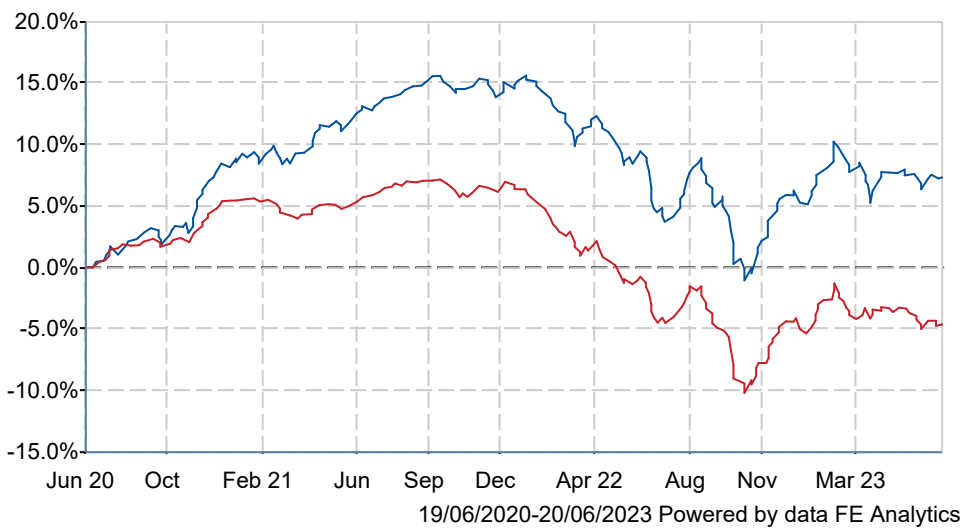




Invesco Monthly Income Plus (UK) Z Acc

What is the Fund's objective?

The objective of the Fund is to achieve income and capital growth over the medium to long term (3 to 5 years plus). The Fund invests at least 80% of its assets in corporate and government debt securities (which may be investment grade, non-investment grade or have no credit rating) and shares of companies globally. The Fund may use derivatives (complex instruments) for investment purposes and to manage the Fund more efficiently, with the aim of reducing risk, reducing costs and/or generating additional capital or income. The Fund has an active investment approach based on fund manager judgement supported by macroeconomic and credit risk analysis with an emphasis on valuation, has a flexible allocation to bonds and equities and is not constrained by a benchmark.

Cumulative Performance



	3m	6m	1yr	3yrs	5yrs
 Invesco Monthly Income Plus (UK) Z Acc	+1.7	+1.9	+2.7	+7.3	+14.3
 IA Sterling Strategic Bond	-0.5	+0.4	-0.4	-4.6	+3.8
Rank within sector	15 / 89	16 / 88	20 / 87	6 / 80	7 / 71
Quartile	1	1	1	1	1

Sector	IA Sterling Strategic Bond
Asset Class	Mixed Asset
Launch Date	06-Feb-1999
Fund Size	£1,985.5m / \$2,532.5m (31-May-2023)
Fund Manager	Ciaran Mallon Rhys Davies

How does FE fundinfo rate this fund?

FE fundinfo Crown Rating	
AFI	NO
Risk Score	

Other ratings

Morningstar Analyst Rating	Neutral
----------------------------	----------------

Investment Details

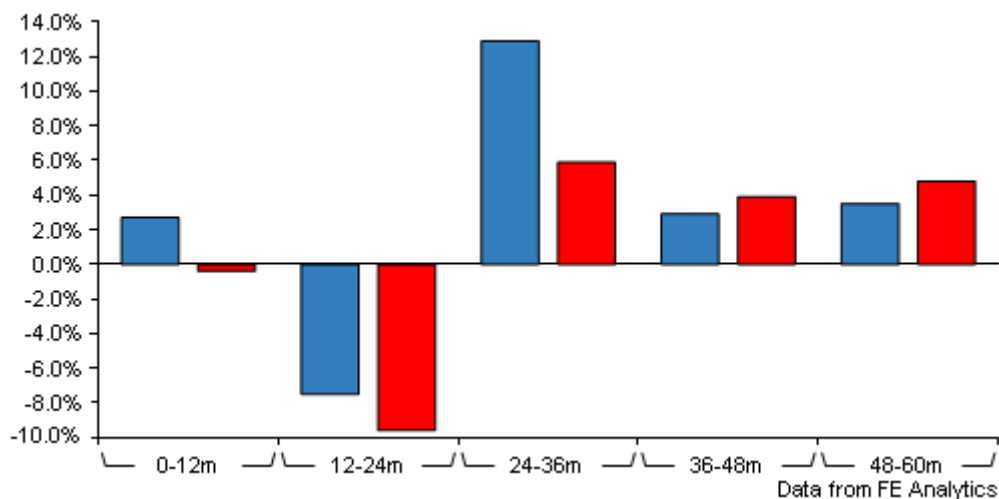
Initial Charge	0.00%
Annual Charges	0.72%
Note to charges	Initial Charges: max.;
Minimum Initial Investment	£ 500
Minimum Additional Investment	£ 500
Dividend Policy	Jan 01, Feb 01, Mar 01, Apr 01, May 01, Jun 01, Jul 01, Aug 01, Sep 01 (Final), Oct 01, Nov 01, Dec 01

Prices

Unit Type	ACC
Mid	311.14(GBX)
Price Date	20 Jun 2023
Yield	6.28

Invesco Monthly Income Plus (UK) Z Acc

Discrete Performance



	0-12m	12m-24m	24m-36m	36m-48m	48m-60m
■ Invesco Monthly Income Plus (UK) Z Acc	+2.7	-7.5	+12.9	+2.9	+3.5
■ IA Sterling Strategic Bond	-0.4	-9.6	+5.9	+3.9	+4.8
Rank within sector	20 / 87	26 / 84	7 / 80	40 / 74	51 / 71
Quartile	1	2	1	3	3

All prices in Pence Sterling (GBX) unless otherwise specified. Price total return performance figures are calculated on a bid price to bid price basis (mid to mid for OEICs) with net income (dividends) reinvested. Performance figures are shown in Pound Sterling (GBP).

Codes

Citicode	GUWW
SEDOL	B8N45P4
ISIN	GB00B8N45P45

Contact Details

Address	Invesco Administration Centre, PO Box 586, Darlington, United Kingdom, DL1 9BE
Telephone numbers	MN (Fax Number) 44 20 7543 3588 (Main Number)
Website	www.invesco.co.uk
Email	enquiry@invesco.com

Invesco Monthly Income Plus (UK) Z Acc

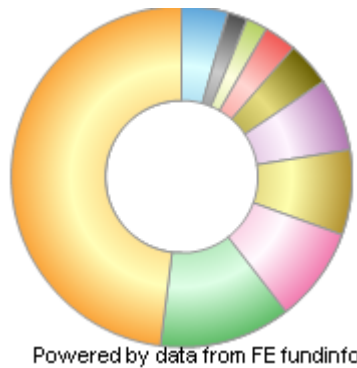
Asset Allocation (31 May 2023)

Rank	Asset Classes	%
1	United Kingdom Bonds	39.64
2	United States Bonds	11.47
3	Italy Bonds	8.99
4	United Kingdom Equities	8.49
5	Others Bonds	8.11
6	France Bonds	6.89
7	Germany Bonds	4.15
8	Spain Bonds	3.09
9	Switzerland Bonds	1.96
10	Others	7.21



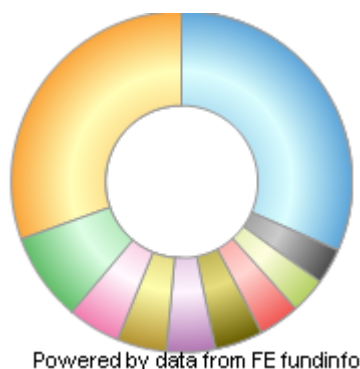
Regional Breakdown (31 May 2023)

Rank	Regions	%
1	UK	48.13
2	USA	12.45
3	Italy	8.99
4	Others	8.11
5	France	6.89
6	Germany	4.15
7	Spain	3.09
8	Switzerland	1.96
9	Netherlands	1.88
10	Others	4.35



Sector Breakdown (31 May 2023)

Rank	Sectors	%
1	Bank	30.51
2	Government	8.36
3	Utility	4.96
4	Insurance	4.69
5	Leisure	4.61
6	Food	4.57
7	Media	3.90
8	Industrials	3.43
9	Retail	3.36
10	Others	31.61



Top Holdings (31 May 2023)

Rank	Largest Holdings	%
1	UNICREDIT SPA 8.000 PERPETUAL REG	2.34
2	LLOYDS BANKING GROUP FLTG 2.707 DEC 03 35	2.19

Invesco Monthly Income Plus (UK) Z Acc

Rank	Largest Holdings	%
3	CO-OPERATIVE BK HLDS NPV	1.74
4	INTESA SANPAOLO S P FLTG 7.700 PERP 144	1.55
5	NATIONWIDE B/S 10250 PERPETUAL	1.54
6	UK(GOVT OF) 3.750 OCT 22 53 REG	1.39
7	UNITED STATES TREAS 1.750 DEC 31 24	1.38
8	CITY MERCHANTS HIGH ORD NPV	1.00
9	DEUTSCHE BANK AG FLTG 7.125 PERP	0.94
10	UNITED STATES TREAS 0.750 APR 30 26	0.94