

Trojan 0 Acc

What is the Fund's objective?

The investment objective of the Trojan Fund is to seek to achieve growth in capital (net of fees), ahead of inflation (UK Retail Prices Index), over the longer term (5 to 7 years).

Cumulative Performance








	3m	6m	1yr	3yrs	5yrs
■ Trojan 0 Acc	-0.8	+1.1	+2.3	+10.5	+27.8
■ IA Flexible Investment	+1.9	+3.2	+5.0	+15.0	+18.1
Rank within sector	141 / 163	129 / 163	120 / 159	95 / 135	29 / 121
Quartile	4	4	4	3	1

Fund Information

Sector	IA Flexible Investment
Asset Class	Mixed Asset
Launch Date	31-May-2001
Fund Size	£6,323.1m / \$8,078.3m (31-May-2023)
Fund Manager	Sebastian Lyon Charlotte Yonge

How does FE fundinfo rate this fund?

Alpha Manager Rating	Sebastian Lyon
FE fundinfo Crown Rating	
AFI	  
Risk Score	

Other ratings

Morningstar Analyst Rating	
----------------------------	---

Investment Details

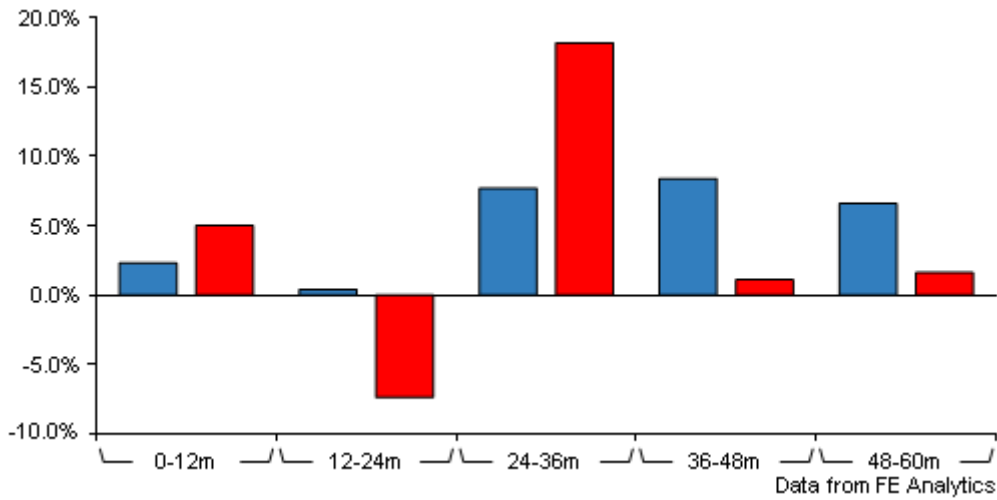
Initial Charge	5.00%
Annual Charges	1.00%
Note to charges	n/a
Minimum Initial Investment	£ 250,000
Minimum Additional Investment	£ 1,000
Dividend Policy	Feb 01, Aug 01 (Final)

Prices

Unit Type	ACC
Mid	382.34(GBX)
Price Date	19 Jun 2023
Yield	0.26

Trojan O Acc

Discrete Performance



	0-12m	12m-24m	24m-36m	36m-48m	48m-60m
Trojan O Acc	+2.3	+0.4	+7.7	+8.4	+6.6
IA Flexible Investment	+5.0	-7.4	+18.2	+1.1	+1.6
Rank within sector	120 / 159	13 / 147	116 / 135	14 / 129	13 / 121
Quartile	4	1	4	1	1

All prices in Pence Sterling (GBX) unless otherwise specified. Price total return performance figures are calculated on a bid price to bid price basis (mid to mid for OEICs) with net income (dividends) reinvested. Performance figures are shown in Pound Sterling (GBP).

Codes

Citicode	OM98
SEDOL	B01BP95
ISIN	GB00B01BP952

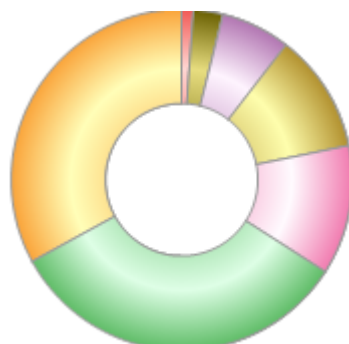
Contact Details

Address	Troy Asset Management Ltd, 33 Davies Street, London, W1K 4BP
Telephone numbers	020 7499 4030 (Main Number)
Website	www.taml.co.uk
Email	busdev@taml.co.uk

Trojan O Acc

Asset Allocation (31 May 2023)

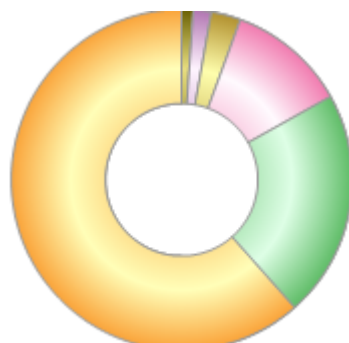
Rank	Asset Classes	%
1	Cash	32.98
2	Global Index Linked	32.95
3	US Equities	12.33
4	Commodity & Energy	11.30
5	UK Equities	6.57
6	Swiss Equities	2.79
7	European Equities	1.09



Powered by data from FE fundinfo

Regional Breakdown (31 May 2023)

Rank	Regions	%
1	US	61.55
2	UK	21.57
3	Not Specified	11.30
4	Switzerland	2.79
5	Cash	1.70
6	Europe	1.09



Powered by data from FE fundinfo

Top Holdings (31 May 2023)

Rank	Largest Holdings	%
1	iShares Physical Gold	5.35
2	Invesco Physical Gold	4.53
3	Unilever	3.50
4	Visa	2.90
5	Nestle	2.79
6	Diageo	2.40
7	Microsoft	2.02
8	Alphabet	1.89
9	Becton Dickinson	1.65
10	Franco-Nevada	1.41