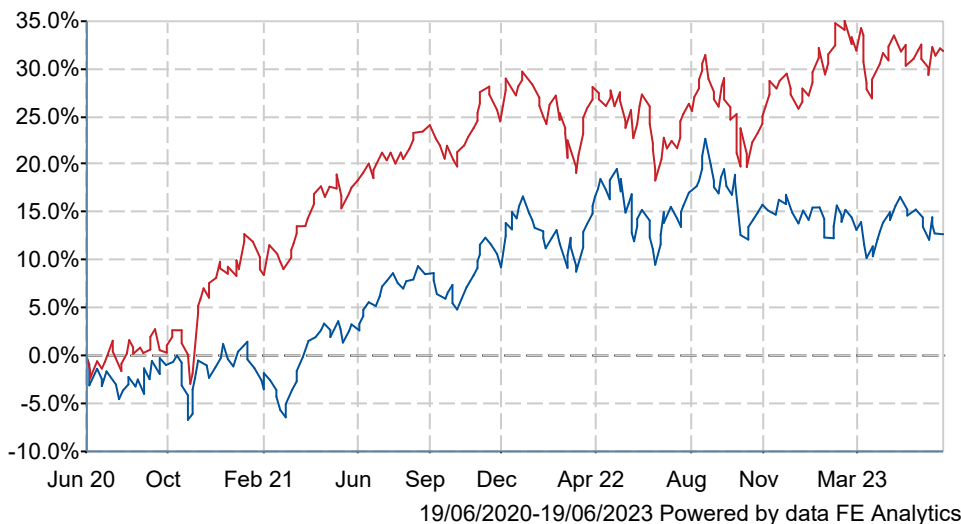




Trojan Global Income 0 Acc

What is the Fund's objective?

The investment objective of the Trojan Global Income Fund is to seek to achieve income with the potential for capital growth in the medium term (3 to 5 years).

Cumulative Performance



	3m	6m	1yr	3yrs	5yrs
 Trojan Global Income 0 Acc	+0.9	-0.5	+3.0	+12.7	+42.4
 IA Global Equity Income	+2.8	+5.1	+11.5	+31.8	+40.1
Rank within sector	53 / 56	54 / 55	54 / 55	51 / 51	22 / 46
Quartile	4	4	4	4	2

Fund Information

Sector	IA Global Equity Income
Asset Class	Equity
Launch Date	01-Nov-2016
Fund Size	£967.0m / \$1,235.5m (31-May-2023)
Fund Manager	James Harries Tomasz Boniek

How does FE fundinfo rate this fund?

FE fundinfo Crown Rating	
AFI	NO
Risk Score	 74

Other ratings

Morningstar Analyst Rating	
----------------------------	---

Investment Details

Initial Charge	0.00%
Annual Charges	0.85%
Note to charges	n/a
Minimum Initial Investment	£ 1,000
Minimum Additional Investment	£ 1,000
Dividend Policy	Jan 31, Apr 30, Jul 31 (Final), Oct 31

Prices

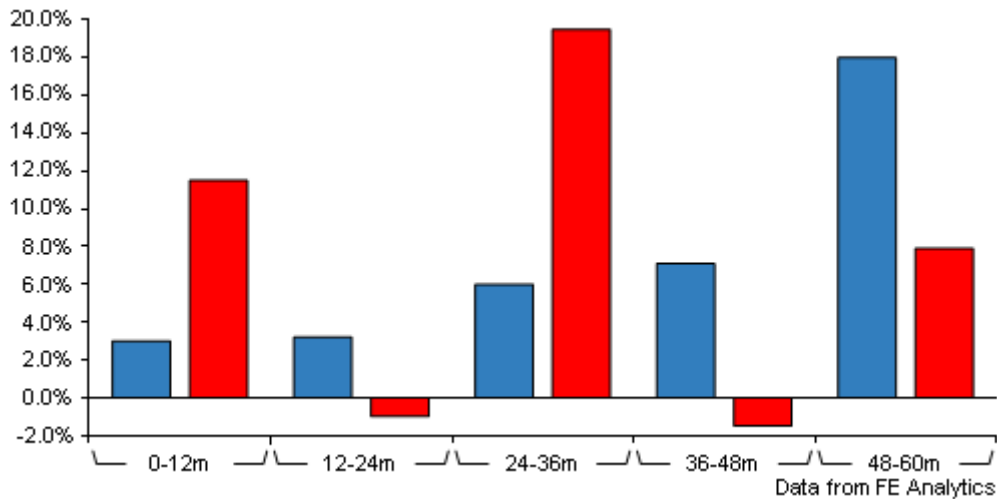
Unit Type	ACC
Mid	151.70(GBX)
Price Date	19 Jun 2023
Yield	3.23

Codes

Citicode	NCTO
SEDOL	BD82KP3
ISIN	GB00BD82KP33

Trojan Global Income 0 Acc

Discrete Performance



	0-12m	12m-24m	24m-36m	36m-48m	48m-60m
■ Trojan Global Income 0 Acc	+3.0	+3.2	+6.0	+7.1	+18.0
■ IA Global Equity Income	+11.5	-1.0	+19.5	-1.5	+7.9
Rank within sector	54 / 55	10 / 54	51 / 51	7 / 49	4 / 46
Quartile	4	1	4	1	1

All prices in Pence Sterling (GBX) unless otherwise specified. Price total return performance figures are calculated on a bid price to bid price basis (mid to mid for OEICs) with net income (dividends) reinvested. Performance figures are shown in Pound Sterling (GBP).

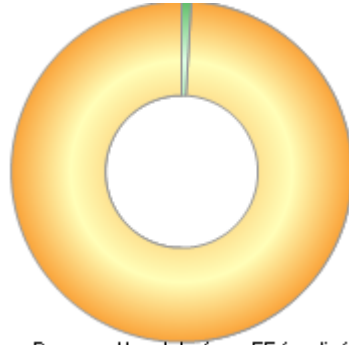
Contact Details

Address	Troy Asset Management Ltd, 33 Davies Street, London, W1K 4BP
Telephone numbers	020 7499 4030 (Main Number)
Website	www.taml.co.uk
Email	busdev@taml.co.uk

Trojan Global Income 0 Acc

Asset Allocation (31 May 2023)

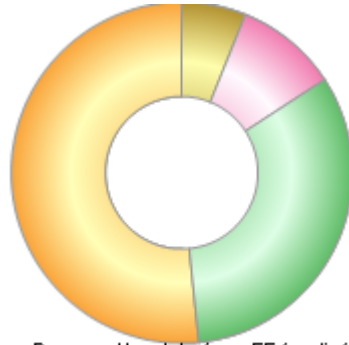
Rank	Asset Classes	%
1	Equities	99.07
2	Cash	0.93



Powered by data from FE fundinfo

Regional Breakdown (31 May 2023)

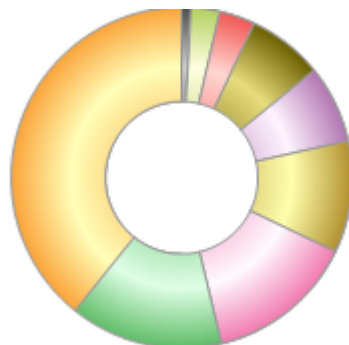
Rank	Regions	%
1	US	51.55
2	UK	32.63
3	Switzerland	9.72
4	Asia	6.10
5	Cash	0.00



Powered by data from FE fundinfo

Sector Breakdown (31 May 2023)

Rank	Sectors	%
1	Consumer Staples	39.24
2	Industrials	14.53
3	Health Care	14.05
4	Information Technology	10.60
5	Financials	7.42
6	Consumer Discretionary	7.14
7	Communication Services	3.39
8	Real Estate	2.71
9	Cash	0.93



Powered by data from FE fundinfo

Top Holdings (31 May 2023)

Rank	Largest Holdings	%
1	Reckitt Benckiser	5.47
2	PepsiCo	5.22

Trojan Global Income 0 Acc

Rank	Largest Holdings	%
3	BAT	5.14
4	Unilever	5.10
5	Paychex	4.80
6	CME	4.39
7	Philip Morris	4.21
8	Novartis	4.01
9	Diageo	3.87
10	Automatic Data Processing	3.79