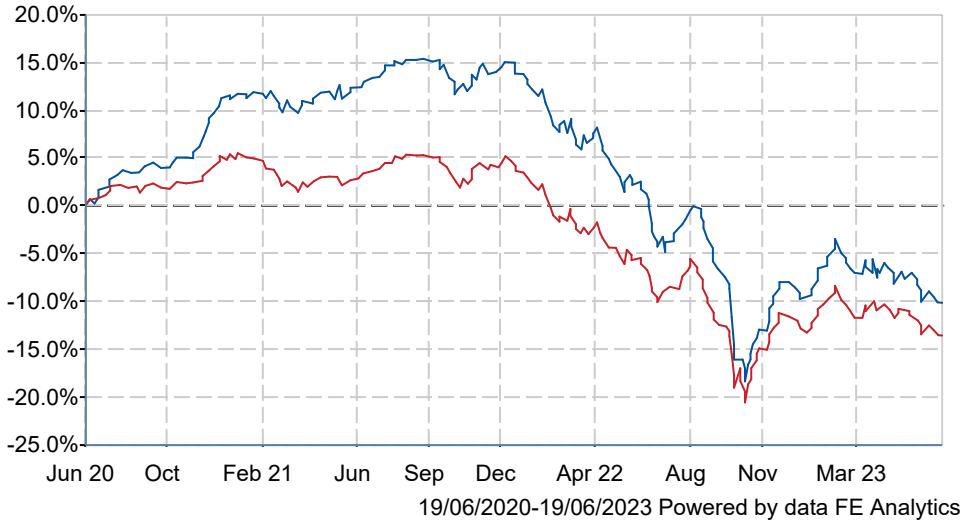




Schroder Sterling Corporate Bond Z Acc

What is the Fund's objective?

The fund aims to provide income and capital growth in excess of the Bank of America Merrill Lynch Sterling Corporate & Collateralised (Gross Total Return) index (after fees have been deducted) over a 3 to 5 year period by investing in bonds issued by UK companies and companies worldwide.

Cumulative Performance



	3m	6m	1yr	3yrs	5yrs
 Schroder Sterling Corporate Bond Z Acc	-4.4	-1.1	-7.3	-10.2	+4.5
 IA Sterling Corporate Bond	-3.2	-1.3	-4.9	-13.6	-4.4
Rank within sector	85 / 102	38 / 102	85 / 101	27 / 97	4 / 89
Quartile	4	2	4	2	1

Sector	IA Sterling Corporate Bond
Asset Class	Fixed Interest
Launch Date	02-Jul-1999
Fund Size	£551.5m / \$704.6m (19-Jun-2023)
Fund Manager	Daniel Pearson Julien Houdain

How does FE fundinfo rate this fund?

FE fundinfo Crown Rating	
AFI	NO
Risk Score	 69

Investment Details

Initial Charge	0.00%
Annual Charges	0.62%
Note to charges	Initial Charges: max.;
Minimum Initial Investment	£ 50,000
Minimum Additional Investment	£ 10,000
Dividend Policy	Jan 01 (Final), Apr 01, Jul 01, Oct 01

Prices

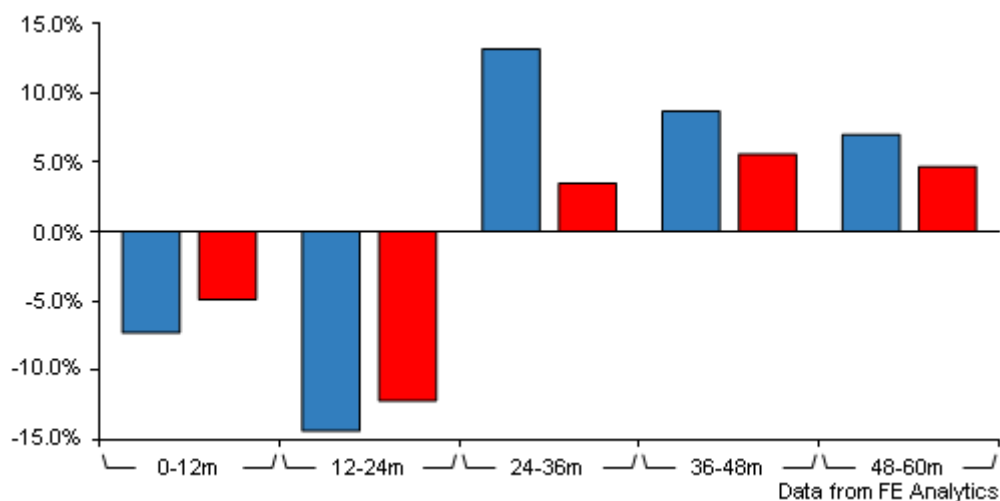
Unit Type	ACC
Mid	157.50(GBX)
Price Date	19 Jun 2023
Yield	5.36

Codes

Citicode	KR27
SEDOL	0937937
ISIN	GB0009379370

Schroder Sterling Corporate Bond Z Acc

Discrete Performance



	0-12m	12m-24m	24m-36m	36m-48m	48m-60m
■ Schroder Sterling Corporate Bond Z Acc	-7.3	-14.4	+13.2	+8.7	+7.0
■ IA Sterling Corporate Bond	-4.9	-12.2	+3.5	+5.6	+4.7
Rank within sector	85 / 101	77 / 97	1 / 97	12 / 92	8 / 89
Quartile	4	4	1	1	1

All prices in Pence Sterling (GBX) unless otherwise specified. Price total return performance figures are calculated on a bid price to bid price basis (mid to mid for OEICs) with net income (dividends) reinvested. Performance figures are shown in Pound Sterling (GBP).

Contact Details

Address 1 London Wall Place,
London, EC2Y 5AU

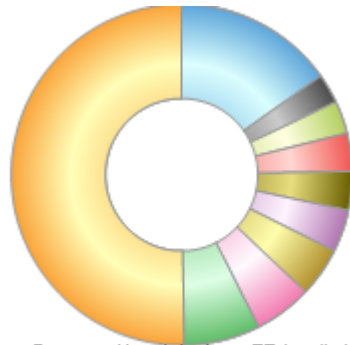
Telephone numbers 44 (0)20 7658 6000
(Main Number)

Website www.schroders.co.uk

Schroder Sterling Corporate Bond Z Acc

Asset Allocation (30 Apr 2023)

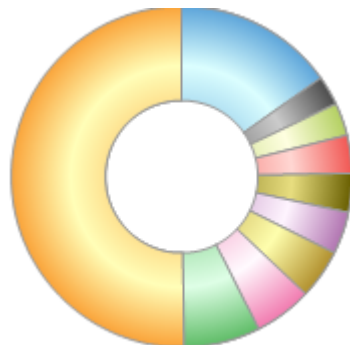
Rank	Asset Classes	%
1	UK Corporate Fixed Interest	50.27
2	Money Market	7.17
3	US Corporate Fixed Interest	5.52
4	French Corporate Fixed Interest	4.74
5	German Corporate Fixed Interest	3.96
6	Luxembourg Corporate Fixed Interest	3.74
7	Polish Corporate Fixed Interest	3.59
8	Spanish Corporate Fixed Interest	3.06
9	Czech Corporate Fixed Interest	2.78
10	Others	15.17



Powered by data from FE fundinfo

Regional Breakdown (30 Apr 2023)

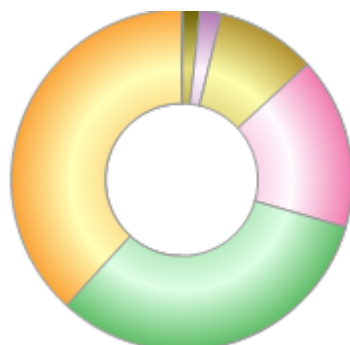
Rank	Regions	%
1	United Kingdom	50.27
2	Liquid Assets	7.17
3	United States	5.52
4	France	4.74
5	Germany	3.96
6	Luxembourg	3.74
7	Poland	3.59
8	Spain	3.06
9	Czech Republic	2.78
10	Others	15.17



Powered by data from FE fundinfo

Sector Breakdown (30 Apr 2023)

Rank	Sectors	%
1	Financial	41.69
2	Industrial	35.34
3	Derivatives	17.76
4	Securitized	10.31
5	Utility	2.24
6	Sovereign	1.79
7	Preferred Securities	0.10
8	Liquid Assets	-9.24



Powered by data from FE fundinfo

Top Holdings (30 Apr 2023)

Rank	Largest Holdings	%
1	INTERMEDIATE CAPITAL GRO 1.6250 17/02/2027 REGS	3.27
2	GRAINGER PLC 3.3750 24/04/2028 REGS	2.20

Schroder Sterling Corporate Bond Z Acc

Rank	Largest Holdings	%
3	INTERCONTINENTAL HOTELS 3.3750 08/10/2028 SERIES EMTN REGS	2.02
4	AA BOND COMPANY LIMITED 6.2690 31/07/2025 REGS	1.94
5	MBANK SA 0.9660 21/09/2027 SERIES EMTN	1.83
6	BERKELEY GROUP PLC 2.5000 11/08/2031 SERIES CORP	1.63
7	WHITBREAD GROUP PLC 3.0000 31/05/2031	1.53
8	PHOENIX GROUP HOLDINGS PLC 4.7500 04/09/2031 SERIES 0000	1.52
9	LA MONDIALE SAM 4.8000 18/01/2048 SERIES CORP	1.51
10	CROMWELL EREIT LU FINCO 2.1250 19/11/2025 SERIES EMTN	1.49