



Schroder Global Equity Income Z Acc

What is the Fund's objective?

The fund aims to provide income and capital growth in excess of the MSCI World (Net Total Return) index (after fees have been deducted) over a 3 to 5 year period by investing in equities of companies worldwide.

Cumulative Performance



	3m	6m	1yr	3yrs	5yrs
 Schroder Global Equity Income Z Acc	+2.4	+8.3	+8.6	+50.0	+27.1
 IA Global Equity Income	+3.9	+5.2	+11.3	+31.8	+39.6
Rank within sector	38 / 56	11 / 55	43 / 55	3 / 51	39 / 46
Quartile	3	1	4	1	4

Fund Information

Sector	IA Global Equity Income
Asset Class	Equity
Launch Date	11-May-2007
Fund Size	£298.0m / \$380.8m (20-Jun-2023)
Fund Manager	Nick Kirrage Simon Adler Liam Nunn

How does FE fundinfo rate this fund?

FE fundinfo Crown Rating	
AFI	NO
Risk Score	 97

Investment Details

Initial Charge	0.00%
Annual Charges	0.95%
Note to charges	Initial Charges: max.;
Minimum Initial Investment	£ 50,000
Minimum Additional Investment	£ 10,000
Dividend Policy	Jan 16, Jul 16 (Final)

Prices

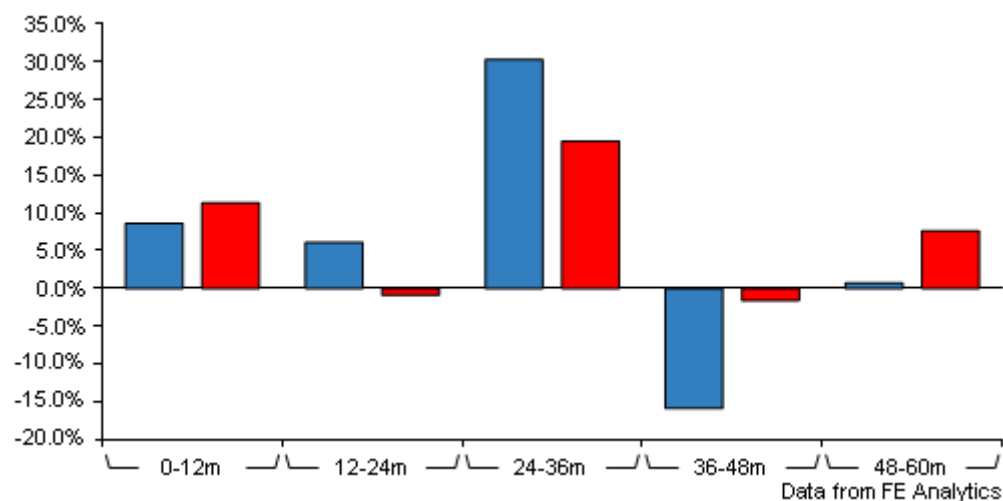
Unit Type	ACC
Mid	155.70(GBX)
Price Date	20 Jun 2023
Yield	3.70

Codes

Citicode	0HCZ
SEDOL	B76V7M6
ISIN	GB00B76V7M69

Schroder Global Equity Income Z Acc

Discrete Performance



	0-12m	12m-24m	24m-36m	36m-48m	48m-60m
■ Schroder Global Equity Income Z Acc	+8.6	+6.1	+30.3	-15.9	+0.7
■ IA Global Equity Income	+11.3	-0.9	+19.5	-1.6	+7.6
Rank within sector	43 / 55	2 / 54	3 / 51	48 / 49	41 / 46
Quartile	4	1	1	4	4

All prices in Pence Sterling (GBX) unless otherwise specified. Price total return performance figures are calculated on a bid price to bid price basis (mid to mid for OEICs) with net income (dividends) reinvested. Performance figures are shown in Pound Sterling (GBP).

Contact Details

Address 1 London Wall Place,
London, EC2Y 5AU

Telephone numbers 44 (0)20 7658 6000
(Main Number)

Website www.schroders.co.uk

Schroder Global Equity Income Z Acc

Asset Allocation (30 Apr 2023)

Rank	Asset Classes	%
1	US Equities	31.19
2	Japanese Equities	15.20
3	German Equities	11.37
4	UK Equities	10.26
5	French Equities	7.28
6	Italian Equities	4.71
7	Money Market	4.53
8	Luxembourg Equities	2.81
9	Taiwanese Equities	2.10
10	Others	10.55



Powered by data from FE fundinfo

Regional Breakdown (30 Apr 2023)

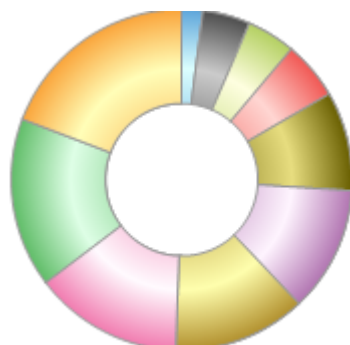
Rank	Regions	%
1	United States	31.19
2	Japan	15.20
3	Germany	11.37
4	United Kingdom	10.26
5	France	7.28
6	Italy	4.71
7	Liquid Assets	4.53
8	Luxembourg	2.81
9	Taiwan (Republic of China)	2.10
10	Others	10.55



Powered by data from FE fundinfo

Sector Breakdown (30 Apr 2023)

Rank	Sectors	%
1	Communication Services	19.18
2	Financials	16.13
3	Information Technology	14.08
4	Consumer Staples	12.58
5	Health Care	11.94
6	Consumer Discretionary	9.40
7	Energy	5.48
8	Materials	4.63
9	Liquid Assets	4.53
10	Industrials	2.04



Powered by data from FE fundinfo

Top Holdings (30 Apr 2023)

Rank	Largest Holdings	%
1	Intel Corp	2.93
2	Orange SA	2.88

Schroder Global Equity Income Z Acc

Rank	Largest Holdings	%
3	Continental AG	2.87
4	Dentsu Group Inc	2.73
5	Bridgestone Corp	2.69
6	GSK PLC	2.67
7	Intesa Sanpaolo SpA	2.67
8	KDDI Corp	2.63
9	Molson Coors Beverage Co	2.52
10	Sanofi	2.47