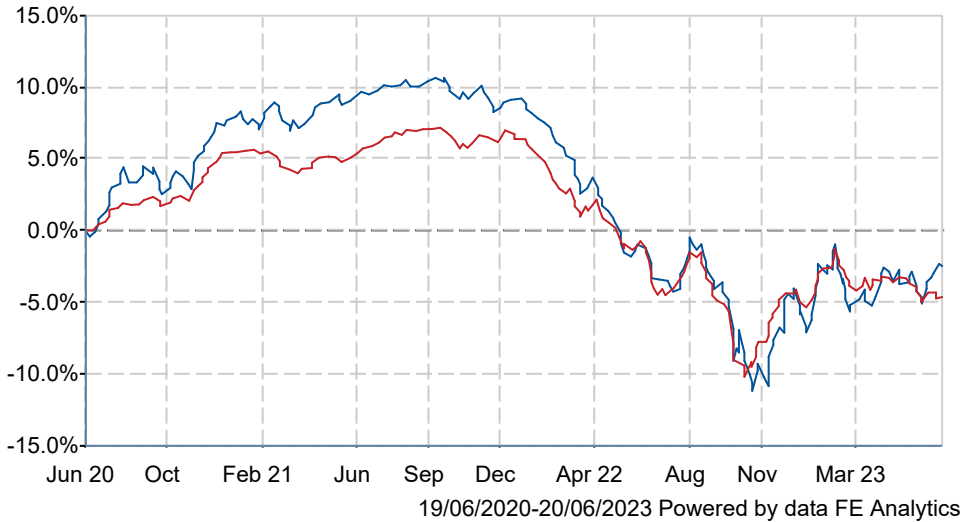


# FTF Brandywine Global Income Optimiser W Inc

## What is the Fund's objective?

No objective available for this fund.

## Cumulative Performance



	3m	6m	1yr	3yrs	5yrs
■ FTF Brandywine Global Income Optimiser W Inc	+2.8	+2.2	+1.0	-2.5	+11.5
■ IA Sterling Strategic Bond	-0.6	+0.3	-0.5	-4.7	+3.7
Rank within sector	3 / 89	11 / 88	34 / 87	33 / 80	12 / 71
Quartile	1	1	2	2	1

## Fund Information

Sector	IA Sterling Strategic Bond
Asset Class	Fixed Interest
Launch Date	23-Sep-2022
Fund Size	£460.1m / \$587.8m (20-Jun-2023)
Fund Manager	Brian Kloss Tracy Chen Anujeet Sareen Jack P. McIntyre Michael Arno Renato Latini

## How does FE fundinfo rate this fund?

FE fundinfo Crown Rating	
AFI	NO
Risk Score	<b>59</b>

## Investment Details

Initial Charge	0.00%
Annual Charges	0.45%
Note to charges	n/a
Minimum Initial Investment	£ 1,000
Minimum Additional Investment	£ 250
Dividend Policy	n/a

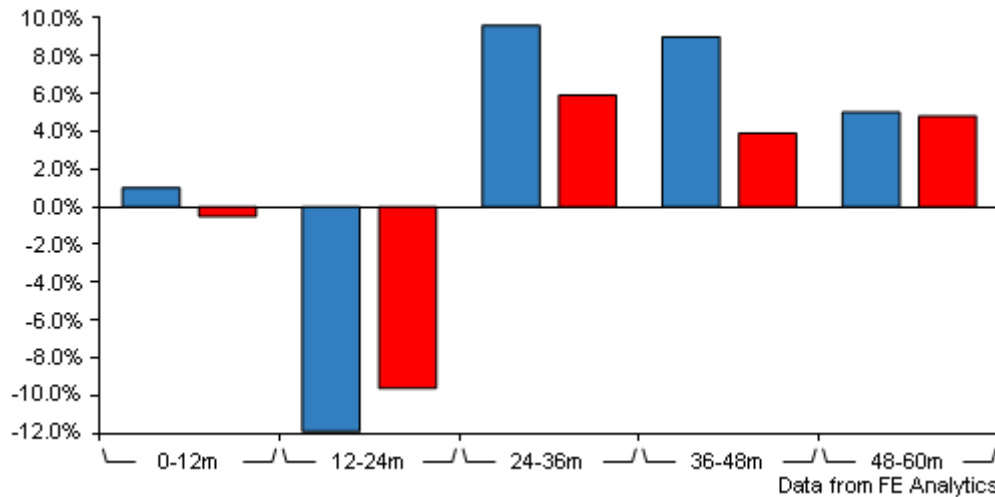
## Prices

Unit Type	INC
Mid	98.77(GBX)
Price Date	20 Jun 2023
Yield	7.26

## Codes

Citicode	V2Y9
SEDOL	BNBS7S0
ISIN	GB00BNBS7S01

# FTF Brandywine Global Income Optimiser W Inc



	0-12m	12m-24m	24m-36m	36m-48m	48m-60m
■ FTF Brandywine Global Income Optimiser W Inc	+1.0	-11.9	+9.6	+9.0	+5.0
■ IA Sterling Strategic Bond	-0.5	-9.6	+5.9	+3.9	+4.8
Rank within sector	34 / 87	57 / 84	20 / 80	7 / 74	21 / 71
Quartile	2	3	1	1	2

All prices in Pence Sterling (GBX) unless otherwise specified. Price total return performance figures are calculated on a bid price to bid price basis (mid to mid for OEICs) with net income (dividends) reinvested. Performance figures are shown in Pound Sterling (GBP).

## Contact Details

**Address** Cannon Place, 78 Cannon Street, London, EC4N 6HL

**Telephone numbers** 0800 305 306 (Main Number)

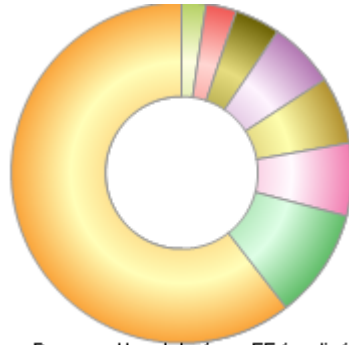
**Website** [www.franklintempleton.co.uk/](http://www.franklintempleton.co.uk/)

**Email** [enquiries@franklintempleton.co.uk](mailto:enquiries@franklintempleton.co.uk)

# FTF Brandywine Global Income Optimiser W Inc

## Asset Allocation (31 May 2023)

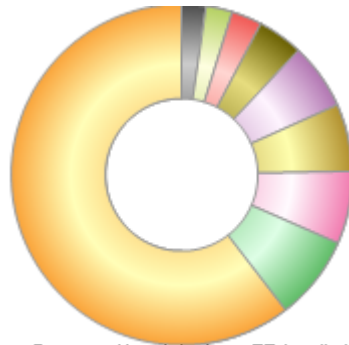
Rank	Asset Classes	%
1	US Fixed Interest	60.50
2	Global Fixed Interest	10.42
3	Brazilian Fixed Interest	6.90
4	Money Market	6.38
5	American Emerging Fixed Interest	6.31
6	Mexican Fixed Interest	4.29
7	Canadian Fixed Interest	2.91
8	UK Fixed Interest	2.29



Powered by data from FE fundinfo

## Regional Breakdown (31 May 2023)

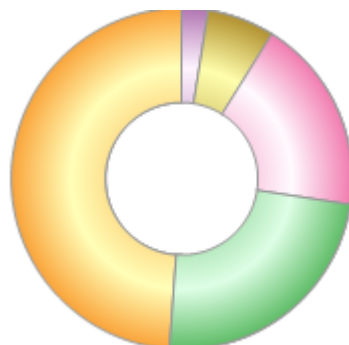
Rank	Regions	%
1	United States	60.50
2	Other	7.97
3	Brazil	6.90
4	Cash & Cash Equivalents	6.38
5	Colombia	6.31
6	Mexico	4.29
7	Canada	2.91
8	FX Forwards	2.45
9	United Kingdom	2.29



Powered by data from FE fundinfo

## Sector Breakdown (31 May 2023)

Rank	Sectors	%
1	Corporate Bond	48.98
2	Government Sovereign	23.81
3	Mortgage Backed Securities	18.55
4	Cash	6.38
5	Currency Derivatives	2.48
6	Bond Futures	-0.20



Powered by data from FE fundinfo