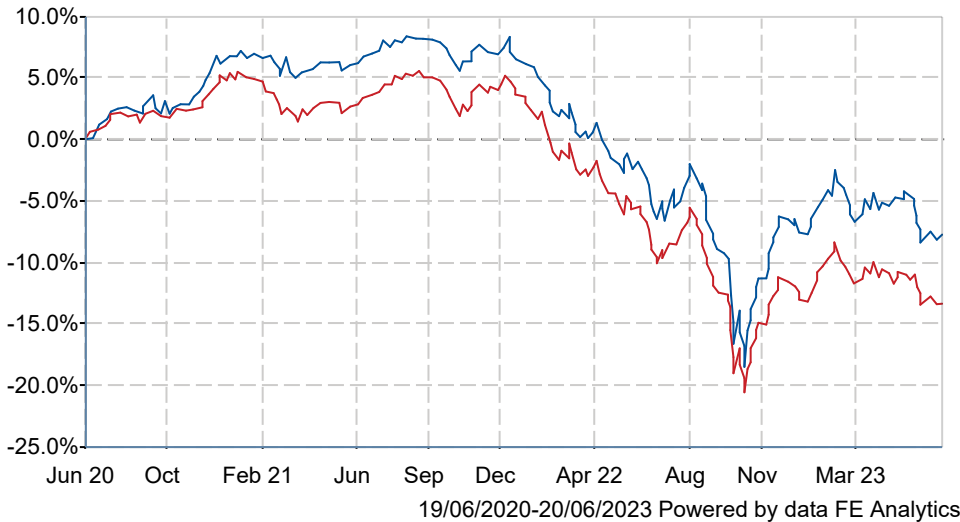


M&G Strategic Corporate Bond I Acc GBP

What is the Fund's objective?

The Fund aims to provide a higher total return (the combination of capital growth and income), net of the Ongoing Charge Figure, than the average return of the iBoxx Sterling Corporates GBP Index, over any five-year period.

Cumulative Performance




	3m	6m	1yr	3yrs	5yrs
M&G Strategic Corporate Bond I Acc GBP	-2.2	-0.7	-1.4	-7.7	+0.1
IA Sterling Corporate Bond	-2.8	-0.6	-4.2	-13.4	-4.2
Rank within sector	33 / 102	49 / 102	17 / 101	20 / 97	14 / 89
Quartile	2	2	1	1	1

Fund Information

Sector	IA Sterling Corporate Bond
Asset Class	Fixed Interest
Launch Date	20-Feb-2004
Fund Size	£1,208.8m / \$1,541.9m (31-May-2023)
Fund Manager	Richard Woolnough Ben Lord

How does FE fundinfo rate this fund?

Alpha Manager Rating	Richard Woolnough
FE fundinfo Crown Rating	
AFI	NO
Risk Score	

Other ratings

Morningstar Analyst Rating



Investment Details

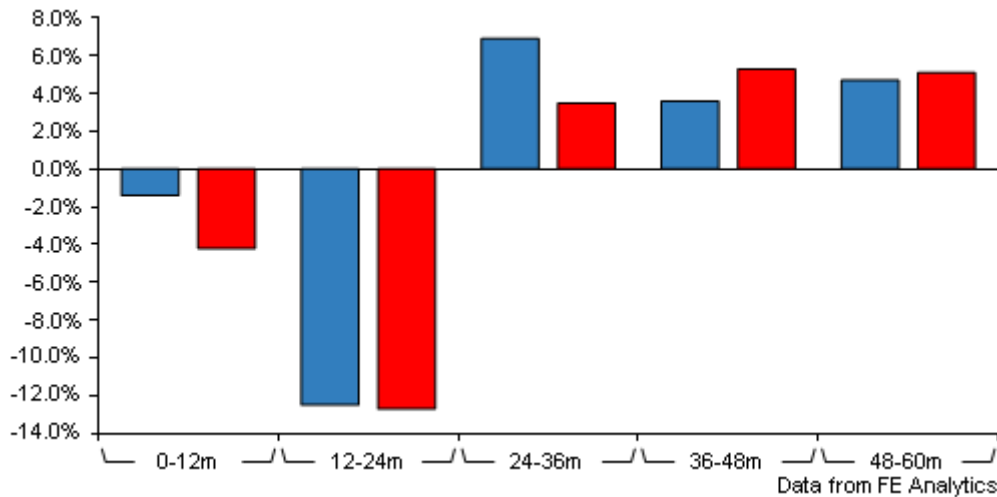
Initial Charge	0.00%
Annual Charges	0.00%
Note to charges	Initial Charges: max.;
Minimum Initial Investment	£ 500,000
Minimum Additional Investment	£ 10,000
Dividend Policy	Mar 01, Jun 01, Sep 01 (Final), Dec 01

Prices

Unit Type	ACC
Mid	1292.16(GBX)
Price Date	20 Jun 2023
Yield	4.27

M&G Strategic Corporate Bond I Acc GBP

Discrete Performance



	0-12m	12m-24m	24m-36m	36m-48m	48m-60m
■ M&G Strategic Corporate Bond I Acc GBP	-1.4	-12.5	+6.9	+3.6	+4.7
■ IA Sterling Corporate Bond	-4.2	-12.7	+3.5	+5.3	+5.1
Rank within sector	17 / 101	36 / 97	7 / 97	68 / 92	58 / 89
Quartile	1	2	1	3	3

All prices in Pence Sterling (GBX) unless otherwise specified. Price total return performance figures are calculated on a bid price to bid price basis (mid to mid for OEICs) with net income (dividends) reinvested. Performance figures are shown in Pound Sterling (GBP).

Codes

Citicode	0ZFW
SEDOL	B7J4YT8
ISIN	GB00B7J4YT87

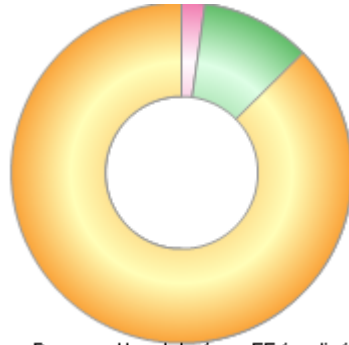
Contact Details

Address	10 Fenchurch Avenue, London, United Kingdom, EC3M 5AG
Telephone numbers	+44 (0)20 7626 4588 (Main Number)
Website	www.mandg.co.uk
Email	info@mandg.co.uk

M&G Strategic Corporate Bond I Acc GBP

Asset Allocation (31 May 2023)

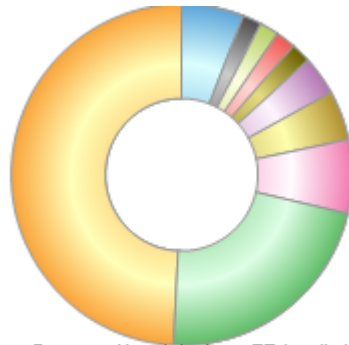
Rank	Asset Classes	%
1	Fixed Rate	87.43
2	Global Government Fixed Interest	10.38
3	Money Market	2.19



Powered by data from FE fundinfo

Regional Breakdown (31 May 2023)

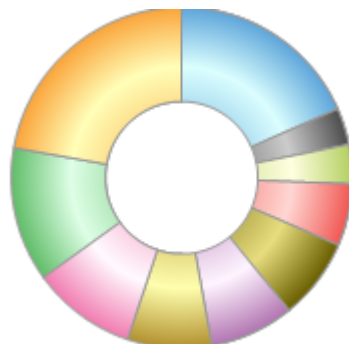
Rank	Regions	%
1	UK	49.30
2	USA	22.09
3	France	7.00
4	Germany	4.70
5	Spain	3.68
6	Italy	1.89
7	Mexico	1.87
8	Switzerland	1.80
9	Money Market	1.80
10	Others	5.87



Powered by data from FE fundinfo

Sector Breakdown (31 May 2023)

Rank	Sectors	%
1	Banking	22.21
2	Utility	12.79
3	Mortgage Backed	9.86
4	Telecommunications	7.96
5	Sovereign	7.96
6	Consumer Goods	7.67
7	Insurance	5.90
8	Real Estate	3.73
9	Media	3.52
10	Others	18.40



Powered by data from FE fundinfo

Top Holdings (31 May 2023)

Rank	Largest Holdings	%
1	UK CONV GILT 0.625% 22/10/2050	4.32
2	IMPERIAL BRANDS FINANCE PLC 4.875% 07/06/2032	1.74

M&G Strategic Corporate Bond I Acc GBP

Rank	Largest Holdings	%
3	MEXICO (UNITED MEXICAN STATES) (GOVERNMENT) 5.625% 19/03/2114	1.50
4	WALMART INC 5.625% 27/03/2034	1.31
5	ENGIE SA 5.95% 16/03/2111	1.20
6	VOLKSWAGEN INTERNATIONAL FIN NV 4.125% 17/11/2031	1.12
7	GATWICK FUNDING LTD 3.125% 28/09/2041	1.11
8	BANK OF AMERICA CORP 1.667% 02/06/2029	1.04
9	WELLS FARGO & COMPANY 2.125% 24/09/2031	0.96
10	AT&T INC 4.375% 14/09/2029	0.96