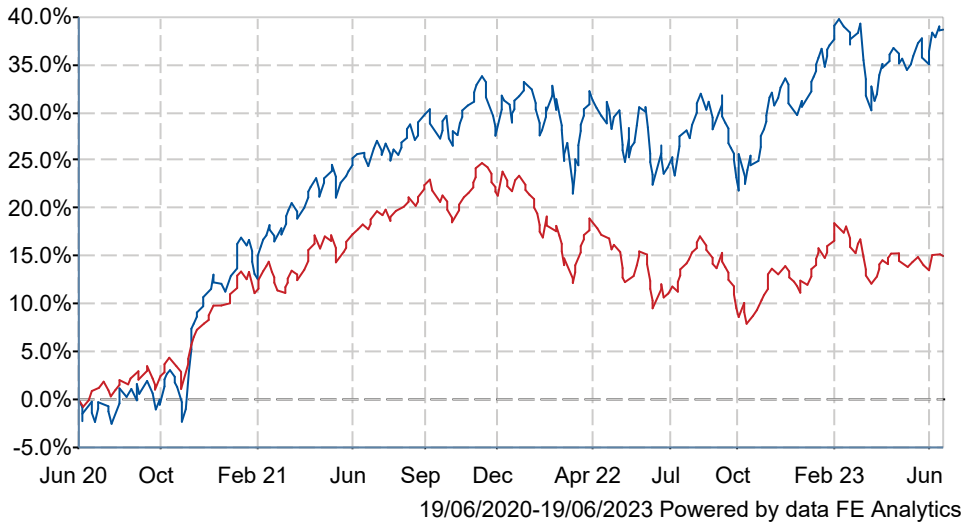


# M&G Managed Growth I Acc GBP

## What is the Fund's objective?

The Fund aims to provide a higher total return (the combination of capital growth and income) net of the Ongoing Charge Figure, than the average return of the IA Flexible Investment Sector over any five-year period.

## Cumulative Performance



	3m	6m	1yr	3yrs	5yrs
M&G Managed Growth I Acc GBP	+5.1	+7.0	+13.2	+38.6	+34.9
IA Flexible Investment	+1.9	+3.2	+5.0	+15.0	+18.1
Rank within sector	13 / 163	19 / 163	9 / 159	1 / 135	12 / 121
Quartile	1	1	1	1	1

## Fund Information

Sector	IA Flexible Investment
Asset Class	Mixed Asset
Launch Date	28-Oct-1994
Fund Size	£855.0m / \$1,092.3m (31-May-2023)
Fund Manager	Craig Simpson Craig Moran Alex Houlding

## How does FE fundinfo rate this fund?

FE fundinfo Crown Rating	
AFI	NO
Risk Score	

## Investment Details

Initial Charge	0.00%
Annual Charges	0.00%
Note to charges	Initial Charges: max.;
Minimum Initial Investment	£ 500,000
Minimum Additional Investment	£ 10,000
Dividend Policy	May 01, Nov 01 (Final)

## Prices

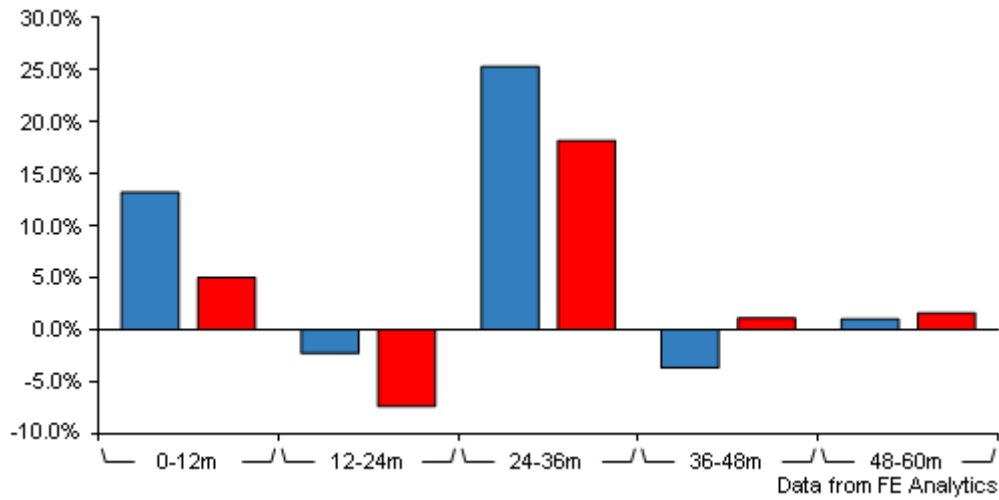
Unit Type	ACC
Mid	2306.51(GBX)
Price Date	19 Jun 2023
Yield	1.57

## Codes

Citicode	0ZF6
SEDOL	B7K52D0
ISIN	GB00B7K52D01

# M&G Managed Growth I Acc GBP

## Discrete Performance



	0-12m	12m-24m	24m-36m	36m-48m	48m-60m
<span style="color: blue;">■</span> M&G Managed Growth I Acc GBP	+13.2	-2.3	+25.3	-3.7	+1.0
<span style="color: red;">■</span> IA Flexible Investment	+5.0	-7.4	+18.2	+1.1	+1.6
Rank within sector	9 / 159	27 / 147	26 / 135	110 / 129	70 / 121
Quartile	1	1	1	4	3

All prices in Pence Sterling (GBX) unless otherwise specified. Price total return performance figures are calculated on a bid price to bid price basis (mid to mid for OEICs) with net income (dividends) reinvested. Performance figures are shown in Pound Sterling (GBP).

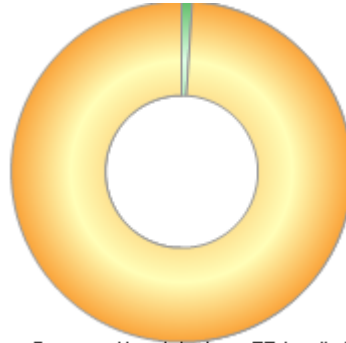
## Contact Details

Address	10 Fenchurch Avenue, London, United Kingdom, EC3M 5AG
Telephone numbers	+44 (0)20 7626 4588 (Main Number)
Website	<a href="http://www.mandg.co.uk">www.mandg.co.uk</a>
Email	<a href="mailto:info@mandg.co.uk">info@mandg.co.uk</a>

# M&G Managed Growth I Acc GBP

## Asset Allocation (31 May 2023)

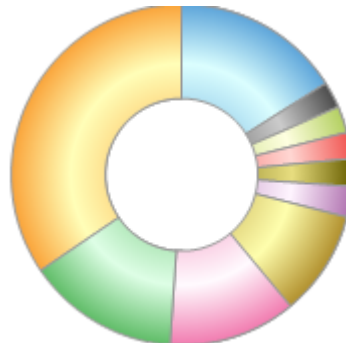
Rank	Asset Classes	%
1	Others	99.04
2	Money Market	0.96



Powered by data from FE fundinfo

## Regional Breakdown (31 May 2023)

Rank	Regions	%
1	USA	34.47
2	Money Market	14.39
3	UK	12.12
4	Japan	10.00
5	Denmark	2.91
6	China	2.61
7	Germany	2.51
8	Korea	2.48
9	France	2.47
10	Others	16.04



Powered by data from FE fundinfo

## Sector Breakdown (31 May 2023)

Rank	Sectors	%
1	Financials	24.80
2	Industrials	11.40
3	Information Technology	11.00
4	Other	10.90
5	Health Care	8.50
6	Consumer Discretionary	7.60
7	Consumer Staples	5.70
8	Communication Services	5.50
9	Cash and near cash	4.30
10	Others	10.30



Powered by data from FE fundinfo

## Top Holdings (31 May 2023)

Rank	Largest Holdings	%
1	M&G Global Sustain Paris Aligned Fund	11.80
2	M&G (Lux) Episode Macro Fund	10.50

# M&G Managed Growth I Acc GBP

Rank	Largest Holdings	%
3	Source Financial S&P US Sector	10.30
4	M&G (Lux) Pan European Select Fund	9.90
5	M&G Japan Fund	9.40
6	M&G North American Value Fund	8.60
7	M&G Global Emerging Markets Fund	7.00
8	M&G Asian Fund	5.80
9	M&G Global Themes Fund	4.10
10	M&G North American Dividend Fund	4.00