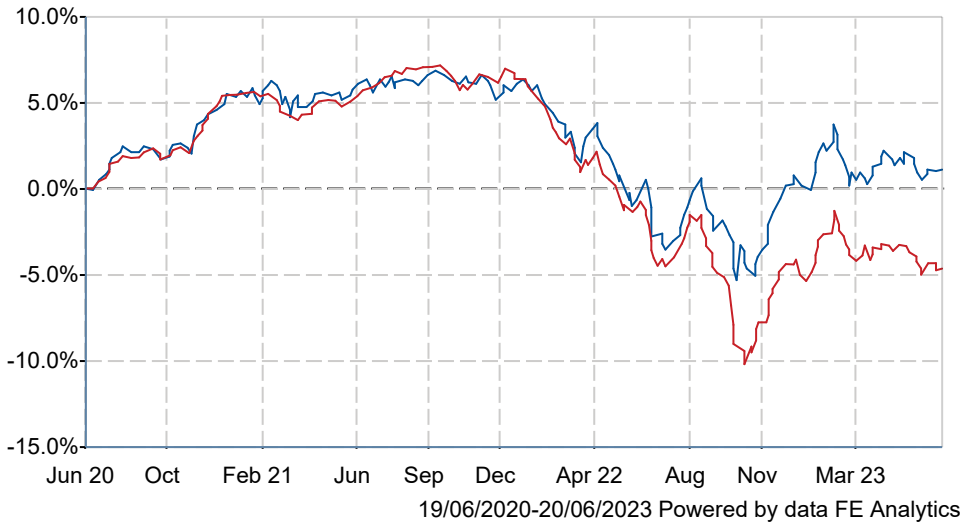




# JPM Global Bond Opportunities C Gr Acc

## What is the Fund's objective?

The Global Bond Opportunities Fund seeks to enhance total returns by providing flexible, high-conviction exposure across 15 fixed income sectors and over 50 countries.

## Cumulative Performance





	3m	6m	1yr	3yrs	5yrs
 JPM Global Bond Opportunities C Gr Acc	+1.2	+0.7	+4.4	+1.2	+9.3
 IA Sterling Strategic Bond	-0.6	+0.3	-0.5	-4.7	+3.7
Rank within sector	13 / 89	42 / 88	8 / 87	23 / 80	15 / 71
Quartile	1	2	1	2	1

## Fund Information

Sector	IA Sterling Strategic Bond
Asset Class	Fixed Interest
Launch Date	30-Jan-2015
Fund Size	£176.0m / \$224.8m (20-Jun-2023)
Fund Manager	Bob Michele Iain Stealey Andrew Headley Jeff Hutz Lisa Coleman

## How does FE fundinfo rate this fund?

Alpha Manager Rating	Andrew Headley
FE fundinfo Crown Rating	
AFI	
Risk Score	45

## Other ratings

Morningstar Analyst Rating	
----------------------------	---

## Investment Details

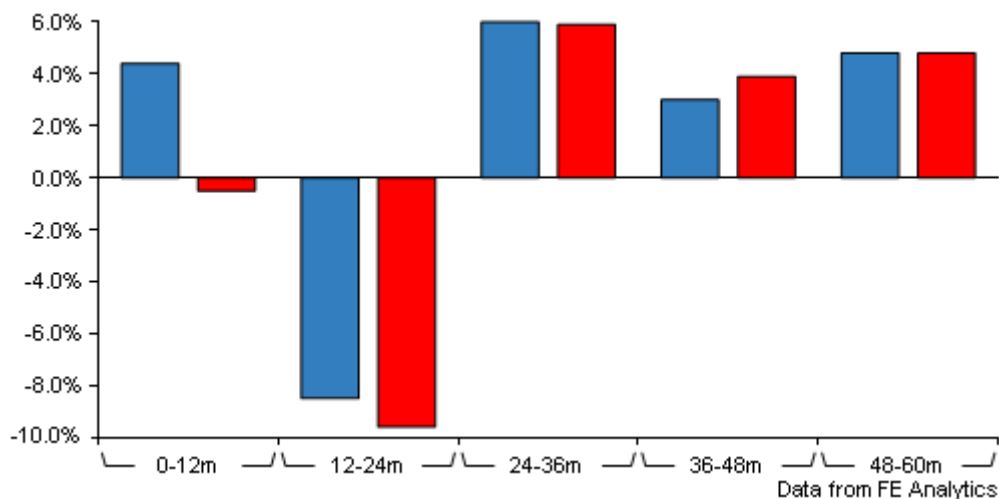
Initial Charge	0.00%
Annual Charges	0.50%
Note to charges	Initial Charges: max.;
Minimum Initial Investment	£ 5,000,000
Minimum Additional Investment	£ 100,000
Dividend Policy	Feb 28 (Final), May 31, Aug 31, Nov 30

## Prices

Unit Type	ACC
Mid	119.70(GBX)
Price Date	20 Jun 2023
Yield	3.10

# JPM Global Bond Opportunities C Gr Acc

## Discrete Performance



	0-12m	12m-24m	24m-36m	36m-48m	48m-60m
JPM Global Bond Opportunities C Gr Acc	+4.4	-8.5	+6.0	+3.0	+4.8
IA Sterling Strategic Bond	-0.5	-9.6	+5.9	+3.9	+4.8
Rank within sector	8 / 87	30 / 84	41 / 80	46 / 74	25 / 71
Quartile	1	2	3	3	2

All prices in Pence Sterling (GBX) unless otherwise specified. Price total return performance figures are calculated on a bid price to bid price basis (mid to mid for OEICs) with net income (dividends) reinvested. Performance figures are shown in Pound Sterling (GBP).

## Codes

Citicode	M2JP
SEDOL	BV9GHX7
ISIN	GB00BV9GHX75

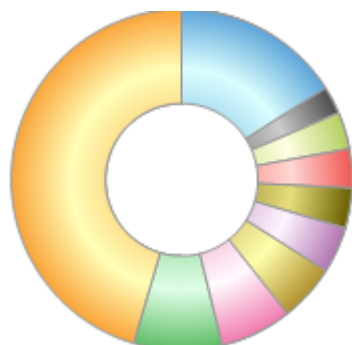
## Contact Details

Address	60 Victoria Embankment, London E 0JP, EC4Y 0JP
Telephone numbers	0800 727 770 (Main Number)
Website	<a href="http://www.jpmmorganassetmanagement.com">www.jpmmorganassetmanagement.com</a>
Email	<a href="mailto:ifaenquiry@jpmorgan.com">ifaenquiry@jpmorgan.com</a>

# JPM Global Bond Opportunities C Gr Acc

## Asset Allocation (31 Mar 2023)

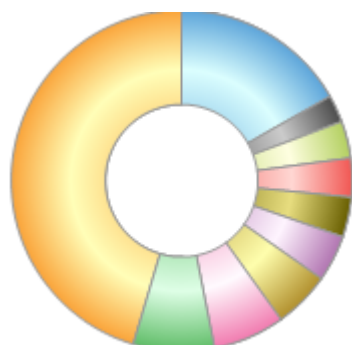
Rank	Asset Classes	%
1	US Fixed Interest	45.50
2	Global Fixed Interest	8.42
3	UK Fixed Interest	6.81
4	Money Market	5.40
5	French Fixed Interest	4.35
6	Luxembourg Fixed Interest	3.78
7	Italian Fixed Interest	3.69
8	Mexican Fixed Interest	3.50
9	Brazilian Fixed Interest	2.55
10	Others	16.00



Powered by data from FE fundinfo

## Regional Breakdown (31 Mar 2023)

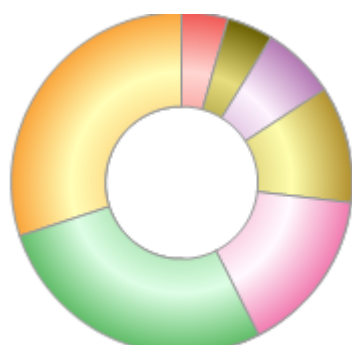
Rank	Regions	%
1	USA	45.50
2	Others	7.66
3	UK	6.81
4	Money Market	5.40
5	France	4.35
6	Luxembourg	3.78
7	Italy	3.69
8	Mexico	3.50
9	Brazil	2.55
10	Others	16.76



Powered by data from FE fundinfo

## Sector Breakdown (30 Apr 2023)

Rank	Sectors	%
1	< BBB	30.06
2	BBB	27.37
3	A	15.70
4	AAA	11.11
5	Cash	6.95
6	Non Rated	4.44
7	AA	4.37



Powered by data from FE fundinfo

## Top Holdings (30 Apr 2023)

Rank	Largest Holdings	%
1	US Treasury 2.750% 15/08/32	4.30
2	US Treasury 4.500% 30/11/24	2.70

# JPM Global Bond Opportunities C Gr Acc

Rank	Largest Holdings	%
3	Government of Brazil 10.000% 01/01/27	2.30
4	Government of Mexico 7.750% 29/05/31	1.40
5	Poland Government Bond 7.500% 25/07/28	1.20
6	Government of South Africa 8.880% 28/02/35	1.00
7	Mexican Bonos 7.500% 26/05/33	0.90
8	Mexican Bonos 8.500% 18/11/38	0.80
9	Indonesia Treasury 7.000% 15/02/33	0.80
10	Government of Italy 0.880% 06/05/24	0.50