

Fidelity Sustainable Global Equity Income W Acc

What is the Fund's objective?

The fund aims to provide income and long-term capital growth over a period of 5 years or more. The fund is part of the Fidelity Sustainable Family of Funds and adheres to the Fidelity Sustainable Family Framework under which at least 70% of the fund's net assets will be invested in issuers deemed to maintain sustainable characteristics. The fund will also adhere to the Fidelity Sustainable Family exclusion policy. The fund will invest at least 70% in the shares of companies globally, which maintain sustainable characteristics. This could include investment in countries considered to be emerging markets as determined by the Investment Manager at its sole discretion. The Investment Manager will choose investments which it believes offer attractive dividend yields in addition to price appreciation. The Investment Manager seeks to identify and select companies with an attractive, sustainable dividend income and/or sustainable income growth. Emerging markets are countries progressing toward becoming advanced, usually shown by some development in financial markets, the existence of some form of stock exchange and a regulatory body. Companies with sustainable characteristics are those which the Investment Manager believes have effective governance and management of environmental and social issues. The fund may also obtain exposure to companies globally which demonstrate improving sustainable characteristics and other transferable securities, collective investment schemes, money market instruments, cash and deposits and is also able to use derivatives for efficient portfolio management (but not on any significant basis). Such investments will be made to take advantage of investment opportunities consistent with the income and growth objectives of the fund. The fund may also take positions which enable it to benefit from falling asset prices. Derivatives are investments whose value is linked to another investment, or to the performance of a stock exchange or to some other variable factor, such as interest rates and used to reduce risk or transaction costs and/or to generate extra income or further increase the value of your investment. The fund aims to hold a concentrated portfolio, investing in 30-50 companies or other types of investment. The fund is actively managed. The Investment Manager identifies suitable opportunities for the fund utilising in-house research and investment capabilities. The Investment Manager will, when selecting investments for the fund and for the purposes of monitoring risk, consider the MSCI All Country World Index. The Investment Manager has a wide degree of freedom relative to the index and may take larger, or smaller, positions in companies, and/or may invest outside the index, to take advantage of investment opportunities. This means the fund's investments and therefore performance may vary significantly from the index. Income earned by the fund is paid into the fund and reflected by an increase in the value of each share. Shares can usually be bought and sold each business day of the fund. Further information on sustainable stock selection for the fund can be found at fidelity.co.uk/sustgeiinfo The return you will receive depends on the performance of the underlying assets.

Sector	IA Global Equity Income
Asset Class	Equity
Launch Date	31-Jan-2004
Fund Size	£78.8m / \$100.7m (31-May-2023)
Fund Manager	Aditya Shivram

How does FE fundinfo rate this fund?

FE fundinfo Crown Rating	
AFI	NO
Risk Score	

Investment Details

Initial Charge	1.00%
Annual Charges	0.80%
Note to charges	n/a
Minimum Initial Investment	£ 100,000
Minimum Additional Investment	£ 100,000
Dividend Policy	Jul 01 (Final)

Prices

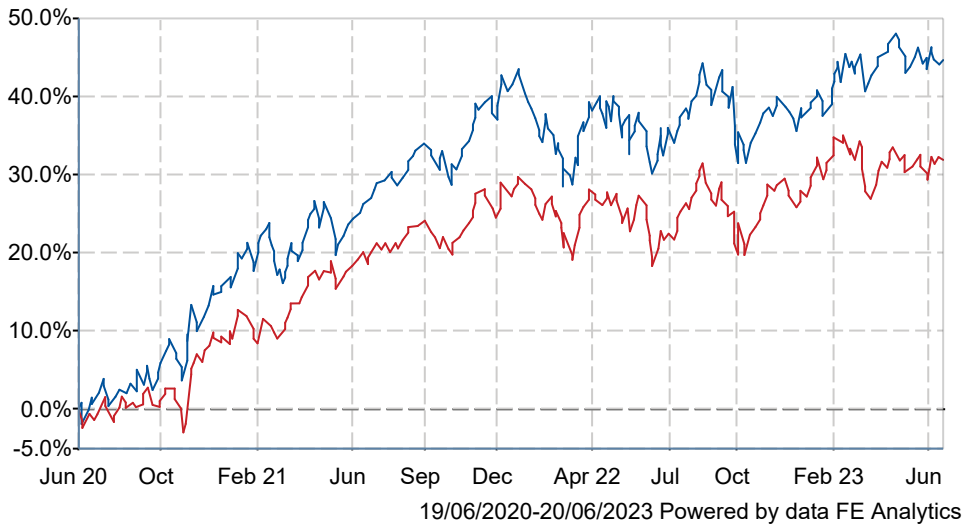
Unit Type	ACC
Mid	771.30(GBX)
Price Date	20 Jun 2023
Yield	0.00

Codes

Citicode	FX10
SEDOL	3420456
ISIN	GB0034204569

Fidelity Sustainable Global Equity Income W Acc

Cumulative Performance



	3m	6m	1yr	3yrs	5yrs
Fidelity Sustainable Global Equity Income W Acc	+1.9	+6.3	+11.0	+44.3	+72.3
IA Global Equity Income	+3.9	+5.2	+11.3	+31.8	+39.6
Rank within sector	45 / 56	18 / 55	31 / 55	9 / 51	1 / 46
Quartile	4	2	3	1	1

Contact Details

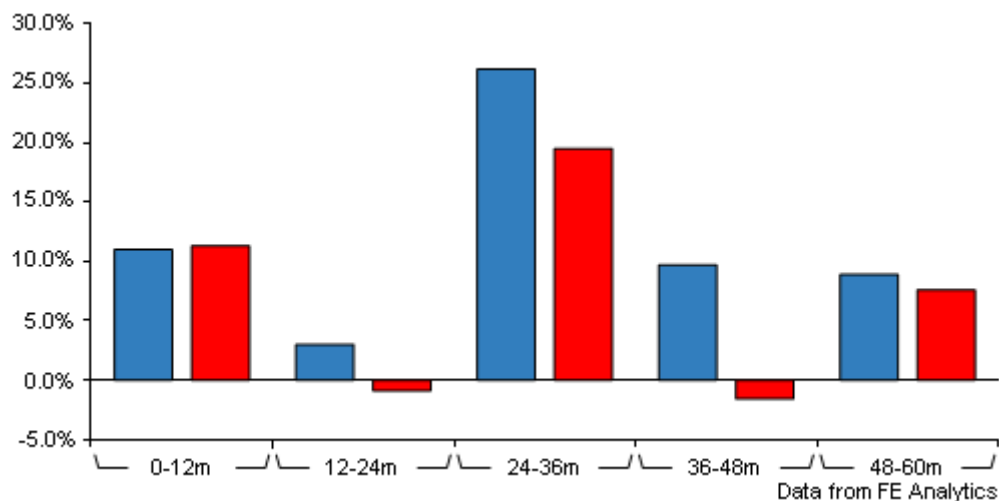
Address Oakhill House, 130 Tonbridge Road, Hildenborough, Tonbridge, United Kingdom, United Kingdom, TN11 9DZ

Telephone numbers 0800 41 41 61 (Main Number)

Website www.fidelityinternational.com

Fidelity Sustainable Global Equity Income W Acc

Discrete Performance



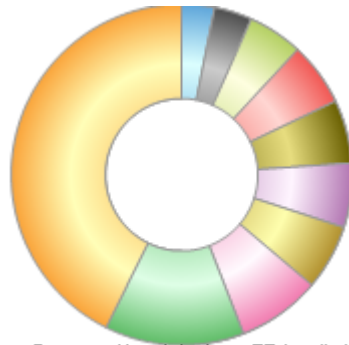
	0-12m	12m-24m	24m-36m	36m-48m	48m-60m
Fidelity Sustainable					
■ Global Equity Income W Acc	+11.0	+3.0	+26.2	+9.7	+8.9
■ IA Global Equity Income	+11.3	-0.9	+19.5	-1.6	+7.6
Rank within sector	31 / 55	12 / 54	11 / 51	3 / 49	25 / 46
Quartile	3	1	1	1	3

All prices in Pence Sterling (GBX) unless otherwise specified. Price total return performance figures are calculated on a bid price to bid price basis (mid to mid for OEICs) with net income (dividends) reinvested. Performance figures are shown in Pound Sterling (GBP).

Fidelity Sustainable Global Equity Income W Acc

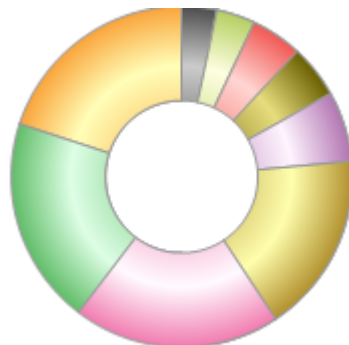
Asset Allocation (30 Sep 2022)

Rank	Asset Classes	%
1	United States Equities	42.70
2	United Kingdom Equities	13.20
3	Germany Equities	7.90
4	Spain Equities	6.20
5	Switzerland Equities	6.10
6	France Equities	6.00
7	Japan Equities	6.00
8	Netherlands Equities	5.20
9	Uninvested Cash	3.60
10	Others	3.10



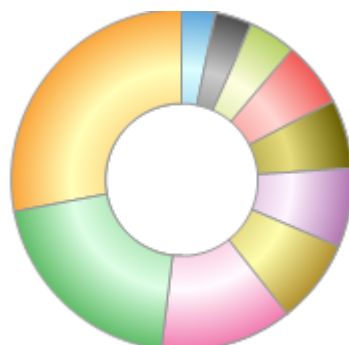
Regional Breakdown (30 Apr 2023)

Rank	Regions	%
1	Europe ex UK	35.40
2	USA	34.80
3	North America	34.80
4	UK	30.40
5	Japan	11.80
6	Germany	8.90
7	France	8.60
8	Money Market	6.50
9	Netherlands	5.90
10	Others	-77.10



Sector Breakdown (30 Apr 2023)

Rank	Sectors	%
1	Financials	28.00
2	Industrials	20.10
3	Information Technology	12.50
4	Health Care	8.00
5	Consumer Staples	7.50
6	Uninvested Cash	6.50
7	Materials	6.20
8	Communication Services	4.50
9	Utilities	3.50
10	Consumer Discretionary	3.20



Top Holdings (30 Apr 2023)

Rank	Largest Holdings	%
1	WOLTERS KLUWER NV	5.93
2	PROGRESSIVE CORP OHIO	4.77

Fidelity Sustainable Global Equity Income W Acc

Rank	Largest Holdings	%
3	UNILEVER PLC	4.63
4	DEUTSCHE BOERSE AG	4.56
5	MARSH & MCLENNAN COS INC	4.21
6	RELX PLC	4.13
7	IBERDROLA SA	3.48
8	AMDOCS LIMITED	3.37
9	SANOFI	3.33
10	MUNICH RE GROUP	3.19