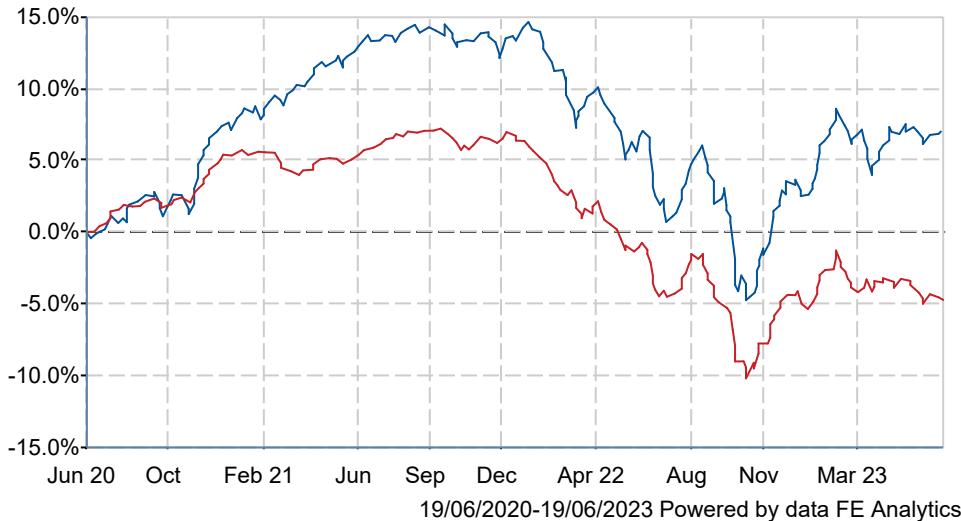


Artemis High Income I Inc

What is the Fund's objective?

To provide a combination of a high level of income and capital growth, before fees, over a rolling five year period. The manager defines a high level of income as equal to, or in excess of, the average yield of the funds in the fund's Investment Association sector, the Strategic Bond sector.

Cumulative Performance




	3m	6m	1yr	3yrs	5yrs
Artemis High Income I Inc	+2.0	+4.0	+4.6	+7.0	+6.6
IA Sterling Strategic Bond	-1.1	-0.1	-0.6	-4.7	+3.7
Rank within sector	7 / 89	2 / 88	6 / 87	7 / 80	24 / 71
Quartile	1	1	1	1	2

Fund Information

Sector	IA Sterling Strategic Bond
Asset Class	Fixed Interest
Launch Date	09-Sep-2002
Fund Size	£790.2m / \$1,009.6m (16-Jun-2023)
Fund Manager	Ed Legget David Ennett Jack Holmes

How does FE fundinfo rate this fund?

Alpha Manager Rating	Ed Legget
FE fundinfo Crown Rating	
AFI	NO
Risk Score	53

Other ratings

Morningstar Analyst Rating

Neutral

Investment Details

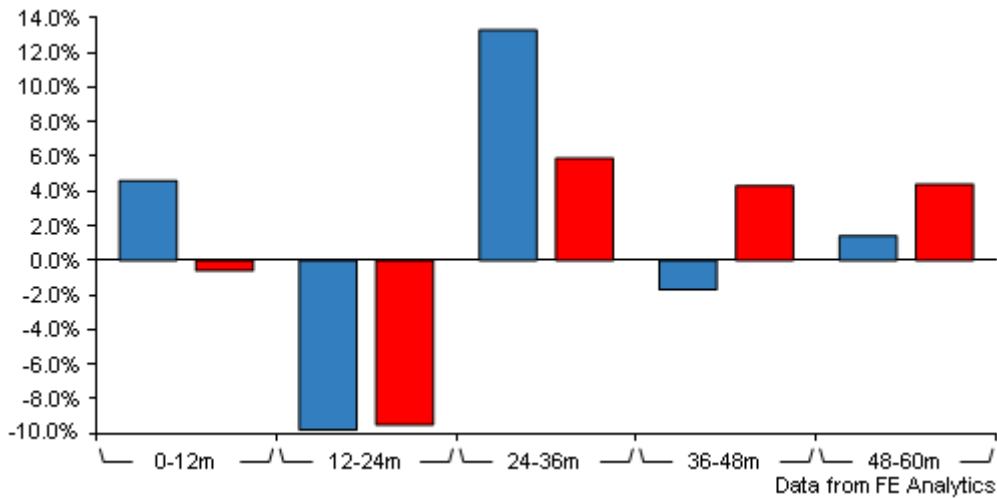
Initial Charge	0.00%
Annual Charges	0.63%
Note to charges	Initial Charges: max.;
Minimum Initial Investment	£ 250,000
Minimum Additional Investment	£ 500
Dividend Policy	Jan 08, Feb 08, Mar 08, Apr 08, May 08, Jun 08, Jul 08, Aug 08 (Final), Sep 08, Oct 08, Nov 08, Dec 08

Prices

Unit Type	INC
Mid	68.78(GBX)
Price Date	16 Jun 2023
Yield	6.44

Artemis High Income I Inc

Discrete Performance



	0-12m	12m-24m	24m-36m	36m-48m	48m-60m
Artemis High Income I Inc	+4.6	-9.8	+13.3	-1.7	+1.4
IA Sterling Strategic Bond	-0.6	-9.5	+5.9	+4.3	+4.4
Rank within sector	6 / 87	37 / 84	5 / 80	70 / 74	68 / 71
Quartile	1	2	1	4	4

All prices in Pence Sterling (GBX) unless otherwise specified. Price total return performance figures are calculated on a bid price to bid price basis (mid to mid for OEICs) with net income (dividends) reinvested. Performance figures are shown in Pound Sterling (GBP).

Codes

Citicode	BUH5
SEDOL	B2PLJN7
ISIN	GB00B2PLJN71

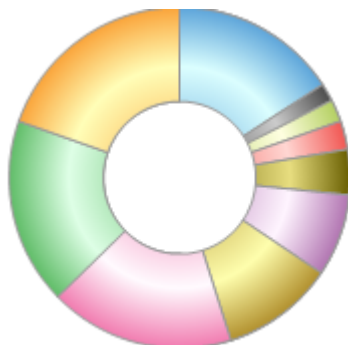
Contact Details

Address	Cassini House, 57 St James's St, London, United Kingdom, SW1A 1LD
---------	---

Artemis High Income I Inc

Asset Allocation (31 Mar 2023)

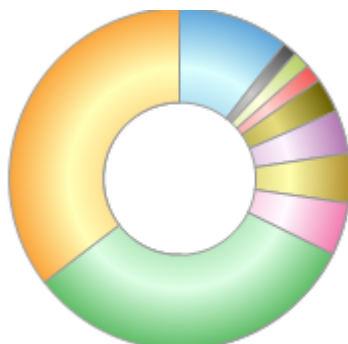
Rank	Asset Classes	%
1	UK Fixed Interest	19.60
2	Global Investment Grade Fixed Interest	17.74
3	US Fixed Interest	17.52
4	UK Equities	10.70
5	US Government Fixed Interest	7.84
6	German Fixed Interest	4.33
7	German Equities	2.73
8	French Equities	2.05
9	Swedish Fixed Interest	1.69
10	Others	15.80



Powered by data from FE fundinfo

Regional Breakdown (31 Mar 2023)

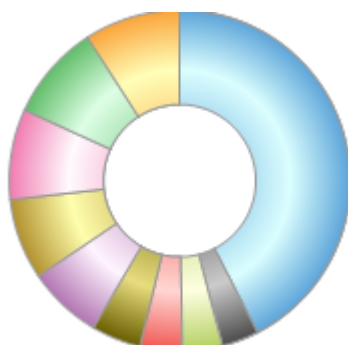
Rank	Regions	%
1	UK	35.39
2	USA	32.29
3	France	4.99
4	Netherlands	4.69
5	Germany	4.14
6	Jersey	3.30
7	Sweden	1.69
8	Money Market	1.56
9	Luxembourg	1.41
10	Others	10.54



Powered by data from FE fundinfo

Sector Breakdown (31 Mar 2023)

Rank	Sectors	%
1	Banks	9.14
2	Government Bonds	9.12
3	Financial Services	8.62
4	Automobiles	7.66
5	Oil & Gas	7.06
6	Industrials	4.67
7	Chemicals	4.01
8	Travel	3.79
9	Software	3.47
10	Others	42.46



Powered by data from FE fundinfo

Top Holdings (31 Mar 2023)

Rank	Largest Holdings	%
1	US 10YR NOTE (CBT)Jun23	4.31

Artemis High Income I Inc

Rank	Largest Holdings	%
2	UNITED STATES OF AMERICA BOND FIXED 0.75% 15/FEB/2045 USD 100	3.93
3	TSY INFL IX N/B 0.25% 07/15/2029	2.02
4	3I GROUP PLC	1.90
5	US TREASURY N/B 0.125% 10/15/2023	1.89
6	TOTALENERGIES SE	1.60
7	ARGENTUM (SWISS RE LTD) 5.75% 08/15/2050	1.20
8	NEPTUNE ENERGY BONDCO 6.625% 05/15/2025	1.07
9	BCP MODULAR SERVICES 6.125% 11/30/2028	1.05
10	SEASPAN CORP 5.5% 08/01/2029	1.05